

INTERIOR DOOR FOCUS:

WHITE CLASSIC

Stylish and dignified, classic panelled doors

Inspired by the very best in Regency style, JB Kind's White Classic range features a classic panelled look with attractive flush mouldings that enhance each door.

This dignified style blends perfectly with both traditional and contemporary interiors.

- ✓ White primed
- ✓ Solid core construction
- ✓ Flat recessed panels with flush mouldings
- ✓ Rebated door pairs available
- ✓ FD30 fire door options

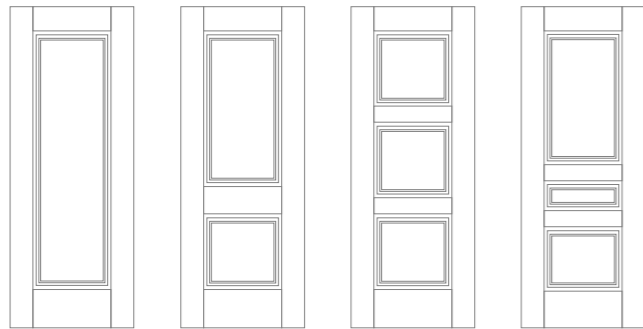


The Finish

Our White Classic doors are supplied primed ready for a paint finish of your choice. Whether you choose to stay with white or opt for a modern shade with a grey undertone or go completely black, you have the flexibility to match your doors to your interior theme.

The Style

The White Classic range takes inspiration from the Regency era, offering four designs: Belton, Catton, Hardwick and Osborne. Each design features one or more recessed flat panels that are enhanced with attractive flush mouldings, perfect for modern and classic interiors.



Construction

Solidly constructed: the stiles and rails on the 35 mm doors have a solid core, faced with MDF/HDF. The central recessed panels are 9mm solid MDF/HDF and the mouldings are also formed from MDF/HDF.

The 44mm FD30 fire doors are constructed with a solid fire-resistant core.

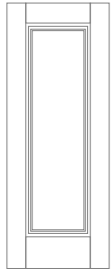
All glazed doors are fitted with clear flat safety glass and an etched safety glass option is also available for the Belton.



Hardwick Glazed



BELTON



Classic simplicity

The Belton door keeps things simple with one large, recessed panel, enhanced with flush mouldings which add that perfect finishing touch and style.

Primed white ready for a choice of paint finish, the doors are robust and solidly constructed.

Glazed Belton doors offer two options, one with a full clear flat safety glass panel, the other features an etched safety glass panel, giving the choice of two different looks.

🔥 FD30 Fire doors are available from stock.



Belton



Size (mm)	Code
PRIMED	
1981 610 35	SBEL20
1981 686 35	SBEL23
1981 762 35	SBEL26
1981 838 35	SBEL29
1981 610 44	SBEL20FD30 🔥
1981 686 44	SBEL23FD30 🔥
1981 762 44	SBEL26FD30 🔥
1981 838 44	SBEL29FD30 🔥

Belton Clear Glazed




Size (mm)	Code
PRIMED	
1981 610 35	SBEL1L20
1981 686 35	SBEL1L23
1981 762 35	SBEL1L26
1981 838 35	SBEL1L29

Belton Etched Glazed




Size (mm)	Code
PRIMED	
1981 686 35	SBEL1LET23
1981 762 35	SBEL1LET26
1981 838 35	SBEL1LET29

Belton shown painted in RAL 7035 Light grey



HARDWICK



Traditional favourite

The Hardwick offers a popular two panel option favoured by many and the flush mouldings around the perimeter of the panels are what really accentuate this doors' design.

Primed ready for a paint finish, you have the option to paint these solidly constructed doors any colour you wish.

The glazed Hardwick door is fitted with clear flat safety glass.

🔥 FD30 Fire doors are available from stock.

Hardwick shown painted in RAL 7003 Moss Grey



Hardwick



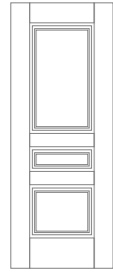
Hardwick Glazed



Size (mm)	Code
PRIMED	
1981 610 35	SHAR20
1981 686 35	SHAR23
1981 762 35	SHAR26
1981 838 35	SHAR29
1981 610 44	SHAR20FD30 🔥
1981 686 44	SHAR23FD30 🔥
1981 762 44	SHAR26FD30 🔥
1981 838 44	SHAR29FD30 🔥

Size (mm)	Code
PRIMED	
1981 610 35	SHAR1L20
1981 686 35	SHAR1L23
1981 762 35	SHAR1L26
1981 838 35	SHAR1L29

OSBORNE



Stately design

The Osborne, also known as our 'letterbox' door, brings some stately style to the modern home. The three different sized recessed panels with flush mouldings, are what give this door its character.

Primed and ready for a paint finish, the Osborne looks beautiful finished in white or a different colour of choice.

We recommend pairing with the Belton Clear/Etched Glass, should you require a matching glazed option.

🔥 FD30 Fire doors are available from stock.

@our.foreverhome15



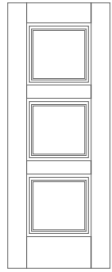
Osborne



Size (mm)	Code
PRIMED	
1981 610 35	SOSB20
1981 686 35	SOSB23
1981 762 35	SOSB26
1981 838 35	SOSB29
1981 610 44	SOSB20FD30 🔥
1981 686 44	SOSB23FD30 🔥
1981 762 44	SOSB26FD30 🔥
1981 838 44	SOSB29FD30 🔥



CATTON



Delightful style

The Catton's three recessed panels with flush mouldings is a stylish design that will look fantastic in any room, contemporary or traditional.

Whether you chose to paint the primed finish white or an alternative colour, these solidly constructed doors will certainly make a statement.

The glazed Catton door is fitted with clear flat safety glass.

🔥 FD30 Fire doors are available from stock.

@holdsworth_construction



Catton Glazed painted in RAL 7003 Moss grey



Catton



Catton Glazed



Size (mm)	Code
PRIMED	
1981 610 35	SCAT20
1981 686 35	SCAT23
1981 762 35	SCAT26
1981 838 35	SCAT29
1981 610 44	SCAT20FD30 🔥
1981 686 44	SCAT23FD30 🔥
1981 762 44	SCAT26FD30 🔥
1981 838 44	SCAT29FD30 🔥

Size (mm)	Code
PRIMED	
1981 610 35	SCAT3L20
1981 686 35	SCAT3L23
1981 762 35	SCAT3L26
1981 838 35	SCAT3L29

Installation

Our White Classic doors are supplied primed and we recommend using 3 hinges to hang each door to prevent warping. We advise fitting the door with all ironmongery prior to painting. Remove the door from the frame and all ironmongery, give the door a light sand and to remove any nibs, wipe down with a damp cloth and then apply a top coat of paint. Take care to seal any edges and cut outs with the paint to avoid future ingress/egress of moisture that could compromise the doors' performance and invalidate its warranty.

For fire door installation, please consult the fire certification.

Trimming:

	MAXIMUM TRIMMING		
	off each long edge	off top edge	off bottom edge
35mm standard & glazed doors	5mm	10mm	10mm

Trimming allowances are for guidance only and if required should be kept to a minimum. Please note that framing sizes may vary due to the manufacturing process of trimming a door to its finished size.

Rebated door pairs:

35mm White Classic doors can be ordered as a rebated door pair (where a small section along the vertical edge of each door is removed so that they fit snugly together). Please ask for more information.

Door Care

To keep your White Classic doors in top condition, we recommend freshening their paint finish every 2-3 years. During the interim periods, we advise cleaning the face of the doors on a regular basis with a damp cloth and mild detergent, followed by a dry cloth.

Door Handle Packs

Take a look at our range of handle packs, which include a pair of handles, a latch and 3 high quality, stainless steel ball bearing hinges. More styles available, see website.



#realhomes

@holdsworth_construction



@our.foreverhome15



@mcgeowns_home



@hilltop.view



Book a visit to our Showroom

At our showroom in Swadlincote, South Derbyshire, we have the largest display of JB Kind Doors in the UK. To book simply call 01283 554197 or fill out the appointment form on our website.



See over 80 doors on our Door Visualiser

All White Classic doors are on our Door Visualiser. See how they look against different wall colours and flooring types.

[Let us help you #chooseyourdoors >](#)

Follow us on Social Media



Call us on **01283 554197**
or email info@jbkind.com

