

2021

Door Collection



WELCOME

New designs, expanded ranges and trusted favourites... there is something for everyone in our 2021 Door Collection.

Celebrating the appeal of 'industrial style' interiors, our sleek new Urban Industrial range ([p16-21](#)), oozes cool city-living. Whether you choose them in black or white, glazed or not, the City and Metro door designs are perfect for modern, sophisticated homes.

Some ranges have been expanded to offer even more choice. Our new Palomino ([p29](#)) is the latest addition to our Oak Contemporary range. This popular ladder style design, offers a competitively priced unfinished oak veneer alternative. New to our ever-popular Laminates range is the Tigris Cinza ([p69](#)). Building on the success of our Alabama Cinza, this dark grey laminate is now available in our top-selling Tigris design.

The classic shaker style never dates, so we have introduced a new Rushmore White ([p101](#)), a fresh alternative for our long-standing favourite, the Rushmore Oak.

So, whatever your taste and budget, you're certain to find your ideal door design within these pages.

Architects, Specifiers and Designers

Our dynamic door designs offer undeniable value as well as compliance with a wide range of UK and European industry standards. From fire protection and thermal insulation to renewable resources and disabled access, you can rely on JB Kind to provide the quality standards you need. We have recognised third party accreditation from schemes such as Certifire and FSC® chain of custody.

If you have any questions or need some expert advice, don't hesitate to call us on 01283 554197.


Contents

About JB Kind Doors	pages 4-5
Door Showroom	page 6
Where to Buy	page 7
How to Choose Your Doors	pages 8-9
Our Services	
Bespoke Options	page 11
Colour Options	pages 12-13
Internal Doorsets	pages 14-15
Rebated Door Pairs	page 15
Internal Doors	pages 16-111
Pocket Door Systems	pages 112-115
Door Furniture	pages 116-117
External Doors	pages 118-121
Useful information	page 122
Index	page 123


NEW Urban Industrial
See pages 16-21



Colour Options paint service

Add a touch of colour to your doors with our Colour Options paint service. Look out for the  icon against compatible doors.

See pages [12-13](#) for more information.



Oak Doors
See pages 22-57



Walnut Doors
See pages 58-65




Laminate Doors
See pages 66-75



Painted Doors
See pages 76-81



White Doors
See pages 82-111



Exterior Doors
See pages 118-121

We've a rich heritage in timber products

Initially a timber merchant and box manufacturer based in Burton-on-Trent, our founder John Blower Kind established the business in 1870.

150 years on and we're still going strong!

JB Kind's business has always diversified and moved with the times, including manufacturing goods for the military during both World Wars and more recently timber pallets.

In 1983, JB Kind introduced a new line of business, a door division! Offering a new and innovative approach to supplying affordable, quality door designs proved so successful, the business turned exclusively to doors in 2007 and we haven't looked back since!

Like to know more about our history?
Visit jbkind.com/about/history



Today, we offer more than just doors

At our purpose built head office and distribution centre in Derbyshire, we offer a number of different door related products and services.



Whether you require tailor made bespoke doors in a different design or size, pre-assembled internal doorsets or a professional spray paint finish service in any colour you like - we can help.

Space saving pocket door systems that are easy to install and an attractive selection of handle packs that include everything you need to fit a door, are also available.



In-house Joinery service

Our team of experienced joiners offer a range of services related to door installation. These include, glazing FD30 fire doors and rebating doors into pairs.

Certifications & Memberships

Our dedication to meeting the highest standards for our customers is illustrated by our continuous achievement of the UK quality standard to the ISO9001 accreditation. In addition, we are affiliated to the British Woodworking Federation (BWF) and Timber Research and Development Association (TRADA) which together set the industry standards for the supply of wood products into the UK.



Look for FSC® certified products

FSC® Certified chain of custody door supplier



The mark of responsible forestry

We hold our own FSC® chain of custody certification for certain doors within our collection. Chain of custody certification ensures that the systems within our business allow us to track the door from the day we buy it, through to the day we deliver it. Wherever you see FSC® Certified within a product description that door has been produced from certified materials and other controlled sources.



The largest display of JB Kind doors in the UK

At our showroom we welcome visitors from across the UK to view the largest range of JB Kind doors in the country.

BOOK TODAY...

Please call 01283 554197 to make an appointment or complete our online appointment form.



From architects and specifiers, to developers, self builders and renovators, we offer exclusive access to the showroom, Monday to Friday on an appointment only basis.

Based in Swadlincote, South Derbyshire, JB Kind's showroom is conveniently located just 10 minutes from either junction 11 or 13 on the M42.

You will be able to view more than 70 doors on display from our latest and most popular door ranges, as well as a double pocket door system, a working bi-fold door and rebated door pair.

View our Virtual Showroom tour at jbkind.com/about/door-showroom

Alternatively, we have many partners throughout the UK with our doors on display, so please consult us for the closest to you or visit our online Supplier Locator.



Builders merchants and door retailers

Our doors can be ordered from Builders Merchants and Door Retailer partners across the UK and buying your JB Kind doors is now even easier with our online [Supplier Locator](#).

Just go to www.jbkind.com and put in your postcode to find the closest retailer to you – we also tell you which outlets have JB Kind door displays so you can take the time to go and experience just how fabulous our doors really are!



Buy online

If you already know exactly what you want and you like the ease of ordering online, then just pop onto our website and check out the buy online section with links to our approved [Online Partners](#) - then you're just a click away from receiving your dream doors.



NEED ADVICE?

Sometimes you'll need advice and we are always here to help. Just give us a call on 01283 554197 or email info@jbkind.com



Let's get Social

Join our online community and follow us on Social media for inspirational ideas, product information, news and much more.

Why not share photos of your projects? We love seeing our doors in their new homes.

Plus, you can chat with our team, who are always happy to offer help and guidance.

YouTube

Seeing is believing! For more inspiration, pop along to our YouTube channel. You'll find videos on many of our product ranges, as well as helpful 'How to' guides and tours of our headquarters and showroom.



HOW TO CHOOSE YOUR DOORS

Measuring up

To make sure you purchase the right door sizes, take the following measurements.

Door width: measure the top, middle and bottom of the door frame. The widest measurement determines the width of the door.

Door height: measure inside the vertical side of the frame. The longest length determines the height required. Remember to make allowance for any floor covering.

NB. You can plane door edges slightly to reduce the size. If required, please call us for details of the lipping size.



Door size conversion chart: A little help if you need to work out the metric and imperial equivalent for door sizes.

Height & Width

Metric (mm)	Imperial (inches)	Imperial (feet & inches)
1981 x 457	78" x 18"	6'6" x 1'6"
1981 x 533	78" x 21"	6'6" x 1'9"
1981 x 610	78" x 24"	6'6" x 2'0"
1981 x 686	78" x 27"	6'6" x 2'3"
1981 x 711	78" x 28"	6'6" x 2'4"
1981 x 762	78" x 30"	6'6" x 2'6"
1981 x 838	78" x 33"	6'6" x 2'9"
1981 x 915	78" x 36"	6'6" x 3'0"
1981 x 1067	78" x 42"	6'6" x 3'6"
1981 x 1168	78" x 46"	6'6" x 3'10"
1981 x 1220	78" x 48"	6'6" x 4'0"
1981 x 1372	78" x 54"	6'6" x 4'6"
1981 x 1524	78" x 60"	6'6" x 5'0"
2032 x 813	80" x 32"	6'8" x 2'8"
2134 x 915	84" x 36"	7'0" x 3'0"
2040 x 526	80¼" x 20 ¹¹ / ₁₆ "	6'8¼" x 1'8 ¹¹ / ₁₆ "
2040 x 626	80¼" x 24 ⁵ / ₈ "	6'8¼" x 2'0 ⁵ / ₈ "
2040 x 726	80¼" x 28 ⁵ / ₈ "	6'8¼" x 2'4 ⁵ / ₈ "
2040 x 826	80¼" x 32½"	6'8¼" x 2'8½"
2040 x 926	80¼" x 36 ⁷ / ₁₆ "	6'8¼" x 3'0 ⁷ / ₁₆ "

STEP 1

Choose your preferred door style

Browse through and select your favourite door designs, colours and finishes. Not forgetting, a matching glazed partner, should you wish to add some extra light. Take inspiration from our Gallery of lifestyle images online at jbkind.com



STEP 2

Check the sizes available

If one of our standard door sizes does not fit your requirements, check if a special size can be ordered through our [BS](#) Bespoke Options service, [page 11](#).



STEP 4

Pick the right handle

A stylish handle really does finish off a door. Take a look at our Door Handle Packs, [pages 116-117](#), supplied with everything you need to fit a door.



STEP 5

Price up your doors


JB Kind's doors can be purchased through Builders Merchants and Door Retailer partners across the UK, any of which will be happy to provide a quote.

Either call us on 01283 554197 for details of your local supplier or visit our online Supplier Locator at jbkind.com. Alternatively you can Buy Online via one of our approved Online Partners and your doors will just be a click away.

STEP 3

Consider how the doors will be fitted

- Do you need any door pairs? If so, take a look at our Door Pair rebating service [page 15](#).
- Would a Pocket Door System help create some extra space? Ideal for renovation and new build projects, see [pages 112-115](#).
- Will you require any fire doors? Virtually all of our door designs offer an FD30 fire door option. See below.
- A pre-hung Doorset complete with frame and ironmongery could be better suited to your project. If so, see [pages 14-15](#).
- Ensuite, wardrobes and cupboards often require a space saving solution. Consider a matching bi-fold option, pocket door system or invest in some sliding door tracking.



Fire Doors

Fire doors are a serious business, and that's why we invest our time, energy and money to ensure that we have one of the most comprehensive, and accredited, collections of fire doors in the UK.

As responsible suppliers of fire resistant doors, we ensure that all of our FD30 doors have been tested in accordance with either the British BS476 pt22 or European EN1634-1:2000 standards.

All of our fire doors have a Fire Test Assessment report which is available upon request and outlines in detail exactly what you can and can't do when fitting any particular door. All fire doors are glazed with fire-rated glass.

FD30 fire door pairs: please note that not all FD30 fire doors offered within this brochure are certificated for use as pairs. Please contact us for more information.

For more information on fire doors, including details on Glazed Fire Doors & Part M (Mobility) visibility requirements, log on to jbkind.com or call 01283 554197.

Finding your fire doors

Look out for the 🔥 or 💧 icons that are adjacent to product codes throughout the brochure.

For a more detailed breakdown of the fire door options by range. See our online 'At a Glance Guide' that shows the standard stock and bespoke options for both solid and glazed FD30 fire doors, at jbkind.com/info-centre/fire-doors



Certificated Fire Doors

Fire doors certificated by Warringtonfire are identified by 💧 Certifire FD30 Fire door. JB Kind's membership of the BWF Fire Door Alliance Scheme supports the promotion of third party certification.

OUR SERVICES



Bespoke Options

Colour Options

Internal Doorsets

Rebated Door Pairs

Need to know more about any of our services or wish to order?
Call 01283 554197 or email info@jbkind.com

Bs Bespoke Options

Whether you're self-building, renovating your home, purchasing for a development project or you're an interior design expert, you'll want to take a look at JB Kind's bespoke options. The versatility of our bespoke service is ideal for those special requirements.

Many of our door designs have bespoke options available. Look out for the **Bs** icon adjacent to product images.



Make your mark

Perhaps you love one of the designs from our Door Collection but would prefer it in a different timber veneer or painted finish, or maybe you would like to create a style that is completely unique and different?

More veneers and painted finishes can be viewed online at jbkind.com.



MADE TO MEASURE

There are a wide range of standard door sizes available, however, sometimes you just cannot avoid an awkwardly sized door opening.

Many of the doors from our collection can be produced to order as a special size.



BESPOKE GLAZING

Whether you prefer a full glazed panel or smaller apertures, there are so many options for a glazed door. Clear, bevelled, diamond cut and etched are some of the most popular glazing types. Let us know what you would like to achieve and we'll advise on the options.



FIRE DOORS

JB Kind can supply bespoke fire doors, in a wide range of solid and glazed options. Supported by the appropriate accreditations, you can be safe and stylish.




Canterbury, painted in RAL 7003 Moss Grey

Colour Options Paint Service

All the colours of the spectrum

Bring colour to your home and make a style statement by painting your doors any colour you like!

Painting doors can be fiddly and time consuming, so let us take the hassle away and arrange for your doors to be professionally spray painted prior to delivery. All you have to do is tell us your preferred RAL Classic colour and we will do the rest.

Our White Classic, White Moulded and External Extreme door ranges are suitable for this service – look out for the  icon as you browse through the brochure.

Note: Our painting service typically takes 3-4 weeks including delivery. Touch up kits are available to order. Colours shown are representative only. Please be aware that the appearance of RAL colours can vary depending on the absorbency level of the door face. Subject to terms and conditions.

BENEFITS

Save time

No need to prepare (de-nib/sand) doors prior to painting and paint several coats on each side, allowing for drying time too!

Cost saving

Eliminate the cost of purchasing paint and equipment, plus labour if you employ someone to do the job for you.

Perfect finish

Spray painting gives a smooth factory finish without brush marks or uneven coverage.

Colour choice

You really can have any colour on the RAL Classic spectrum. Even if you would like to paint your doors a shade of white, we will ensure they have the perfect finish.



Catton, painted in RAL 9010 Pure White



Catton, painted in RAL 6004 Blue Green

Spray painting gives a smooth factory finish every time - no brush marks or uneven coverage.

Quattro in RAL 7016 Anthracite Grey



Ripple Glazed in RAL 7030 Stone Grey



Osborne in RAL 1019 Grey Beige



Cottage 5 in RAL 7044 Silk Grey



Belton Clear Glazed in RAL 5008 Grey Blue



Most popular RAL colours

The RAL Classic colour chart offers many different shades, so you should be able to find your perfect hue. As a guide, here are some of our customers favourites and you'll see that shades with a grey undertone are currently very popular.



9010 Pure White



7030 Stone Grey



5008 Grey Blue



6004 Blue Green



5011 Steel Blue



7003 Moss Grey



7016 Anthracite Grey



7044 Silk Grey



1019 Grey Beige



9005 Jet Black



Fernor

Internal Doorsets

All of our internal doors, including fire doors, can be supplied as factory pre-assembled Doorsets. The perfect door solution for self builds, new housing and apartment developments.

BENEFITS OF A DOORSET

Save time

Each Doorset is pre-hung and ready to install*.

Labour cost saving

Quicker fitting times help reduce onsite costs.

Single sourcing

Ease of purchasing all door related components in one place.

Fully certificated

Peace of mind that each Fire and Security rated Doorset is fully compliant.

Factory controlled

Each Doorset is assembled in a factory environment to ensure consistency and quality.

What's in a Doorset?

- 1 Hinges fitted
- 2 Door leaf
- 3 Latch/lock fitted
- 4 Frame/lining, complete with door stop
- 5 Floor covering clearance

Architrave is also supplied (not shown): available in a variety of styles



*Doorset pairs are supplied unassembled.



Mistral White

Here's a checklist of the key information that will be required to help us process your enquiry:

- ✓ Quantity required
- ✓ Structural opening heights and widths
- ✓ Wall depth
- ✓ Handing (left or right) as viewed from the pull side
- ✓ Floor clearance (distance from bottom of frame to bottom of door)
- ✓ Type of door – Standard (35/40mm), FD30/FD60 fire rated (44/54mm) and/or Security rated
- ✓ Door design style
- ✓ Frame material and finish – mdf or softwood in primed, lacquered or stained
- ✓ Frame type – rebated or lining
- ✓ Architrave profile and dimensions



Fire rated internal doorsets are available for FD30 and FD60 Fire Doors



Security rated internal doorsets are also available

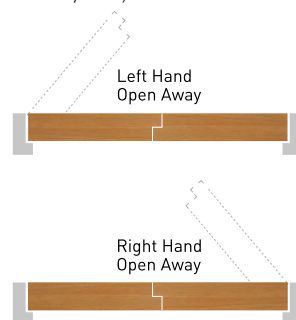


Fuji

Rebated Door Pairs

If you would like to fit a first-class door pair, we would recommend considering Rebated Meeting Stiles. Rebating means removing a section along the vertical edge of each door where they meet to allow them to fit snugly together, eliminating the small gap that you would see with square meeting stiles (two doors fitted side by side).

A number of door designs held within our stock ranges are suitable for rebating with a short lead time (see table below). This service is offered through our in-house joinery workshop. If your preferred door type is not listed, please check if our Bespoke Options service is available, as they could be made to order.



Doors that can be rebated into a pair from stock

Range	Door Designs
Urban Industrial	All door designs
Oak Contemporary	Tigris Oak & Medina (sizes: 686 & 762mm)
Oak Classic	Dove Pairs (ready rebated)
Oak Shaker	All door designs (except fire doors & bi-folds)
Oak Cottage	Thames + glazed partners (except fire doors & bi-fold) Yoxall & Tutbury
Walnut	Axis
White Classic	All door designs (except fire doors)
White Contemporary	All door designs (except Ripple) Contact us for fire door options
White Shaker	All door designs (except fire doors & bi-folds)
White Moulded	Classique 6 Light Pairs (ready rebated)



URBAN INDUSTRI

AL

Combining the cool appeal
of the urban landscape with the
stylish lines of modern living



City Black Clear Glass

*Adding the
finishing touch...*
see page 116



- Finish:** Black or white painted finish
- Style:** Art deco style panels
- Glazing:** Clear flat safety glass
City Black is also available with tinted glass
All glazed doors are constructed with individual panes for added stability
- Construction:** Solid framing and lock blocks
Robust 9mm MDF panels for solid doors
No risk of drilling into glass on glazed doors
- Other:** 10mm trimming allowance on bottom rail
Suitable for regular door ironmongery
Rebated door pairs can be ordered from stock with a short lead time



NEW City Black



Size (mm)	Code
FINISHED	
1981 610 35 UCIT20BL	
1981 686 35 UCIT23BL	
1981 762 35 UCIT26BL	
1981 838 35 UCIT29BL	

NEW City Black Clear Glass



Size (mm)	Code
FINISHED	
1981 686 35 UCIT23GBL	
1981 762 35 UCIT26GBL	
1981 838 35 UCIT29GBL	

NEW City Black Tinted Glass



Size (mm)	Code
FINISHED	
1981 762 35 UCIT26GGBL	

NEW City White



Size (mm)	Code
FINISHED	
1981 610 35 UCIT20WH	
1981 686 35 UCIT23WH	
1981 762 35 UCIT26WH	
1981 838 35 UCIT29WH	

NEW City White Clear Glass



Size (mm)	Code
FINISHED	
1981 686 35 UCIT23GWH	
1981 762 35 UCIT26GWH	
1981 838 35 UCIT29GWH	



Metro Black Clear Glass

*Adding the
finishing touch...*
see page 116



- Finish:** Black or white painted finish
- Style:** Ladder style panels
- Glazing:** Clear flat safety glass, constructed with individual panes for added stability
- Construction:** Solid framing and lock blocks
Robust 9mm MDF panels for solid doors
No risk of drilling into glass on glazed doors
- Other:** 10mm trimming allowance on bottom rail
Suitable for regular door ironmongery
Rebated door pairs can be ordered from stock with a short lead time

NEW Metro Black



Size (mm)	Code
FINISHED	
1981 610 35	UMET20BL
1981 686 35	UMET23BL
1981 762 35	UMET26BL
1981 838 35	UMET29BL



Metro White Clear Glass

NEW Metro Black Clear Glass



Size (mm)	Code
FINISHED	
1981 686 35	UMET23GBL
1981 762 35	UMET26GBL
1981 838 35	UMET29GBL

NEW Metro White



Size (mm)	Code
FINISHED	
1981 610 35	UMET20WH
1981 686 35	UMET23WH
1981 762 35	UMET26WH
1981 838 35	UMET29WH

NEW Metro White Clear Glass



Size (mm)	Code
FINISHED	
1981 686 35	UMET23GWH
1981 762 35	UMET26GWH
1981 838 35	UMET29GWH

OAK

Contemporary | Classic | Shaker | Cottage



Oak gives a beautiful,
natural feel to any room.
This versatile, timeless
wood looks stunning whether
you go for a contemporary
or traditional design.

*Make a
statement with a
pocket door system*

see page 112

*Adding the
finishing touch...*



see page 116

Tigris Oak

View Video ▼

Timber veneers are a natural material and variations in the colour and graining should be expected. Colours depicted are representative only.

- Finish:** Pre-finished oak veneer with real wood grooves
- Style:** 5 ladder style panels
- Glazing:** Emral/Bela: Clear flat safety glass with raised beading
Medina: Clear diamond cut safety glass with raised beading
- Other:** 🔥 FD30 Fire doors

Tigris Oak



Tigris and Emral are available in Walnut and White, see pages 61 & 89.



Laminate versions are available in Cinza, Lava and Ivory, see pages 69 & 71.



Size (mm)	Code
PRE-FINISHED	
1981 533 35	OIS119
1981 610 35	OIS120
1981 686 35	OIS123
1981 762 35	OIS126
1981 838 35	OIS129
2040 626 40	OIS1626
2040 726 40	OIS1726
2040 826 40	OIS1826
1981 533 44	OIS119FD30 🔥
1981 610 44	OIS120FD30 🔥
1981 686 44	OIS123FD30 🔥
1981 762 44	OIS126FD30 🔥
1981 838 44	OIS129FD30 🔥
2040 726 44	OIS1726FD30 🔥
2040 826 44	OIS1826FD30 🔥
2040 926 44	OIS1926FD30 🔥
Rebated door pairs available from stock for 686 & 762mm.	



Emral Oak



Size (mm)	Code
PRE-FINISHED	
1981 686 35	OEMR23
1981 762 35	OEMR26
1981 838 35	OEMR29
1981 686 44	OEMR23FD30 🔥
1981 762 44	OEMR26FD30 🔥
1981 838 44	OEMR29FD30 🔥

Medina



Size (mm)	Code
PRE-FINISHED	
1981 686 35	OMED23G
1981 762 35	OMED26G
1981 838 35	OMED29G
2040 626 40	OMED626G
2040 726 40	OMED726G
2040 826 40	OMED826G

Rebated door pairs available from stock for 686 & 762mm.
Glazed fire doors are available to order.

Bela



Size (mm)	Code
PRE-FINISHED	
1981 610 35	OBEL20
1981 686 35	OBEL23
1981 762 35	OBEL26
1981 838 35	OBEL29

- Bespoke options
- Solid core construction



Mistral Oak Glazed

View Video ▼

Timber veneers are a natural material and variations in the colour and graining should be expected. Colours depicted are representative only.

Adding the finishing touch...
see page 116



Make a statement with a pocket door system
see page 112


- Finish:** Pre-finished oak veneer with
MDF grooves
- Style:** 3 ladder style panels
- Glazing:** Clear flat safety glass with flush beading
- Other:** 🔥 FD30 Fire doors

Mistral Oak



Size (mm)	Code
PRE-FINISHED	
1981 533 35	OMIS19
1981 610 35	OMIS20
1981 686 35	OMIS23
1981 762 35	OMIS26
1981 838 35	OMIS29
2040 526 40	OMIS526
2040 626 40	OMIS626
2040 726 40	OMIS726
2040 826 40	OMIS826
1981 610 44	OMIS20FD30 🔥
1981 686 44	OMIS23FD30 🔥
1981 762 44	OMIS26FD30 🔥
1981 838 44	OMIS29FD30 🔥
2040 726 44	OMIS726FD30 🔥
2040 826 44	OMIS826FD30 🔥
2040 926 44	OMIS926FD30 🔥

Mistral Oak and
Mistral Oak Glazed
are also available in
Walnut and White,
see pages 61 & 91.



Mistral Oak

Mistral Oak Glazed



Size (mm)	Code
PRE-FINISHED	
1981 686 35	OMIS23G
1981 762 35	OMIS26G
1981 838 35	OMIS29G
2040 626 40	OMIS626G
2040 726 40	OMIS726G
2040 826 40	OMIS826G

Glazed fire doors with
raised beading available
to order.

- Bespoke options
- Solid core construction
- Semi-solid core construction

Mistral Oak Bi-fold

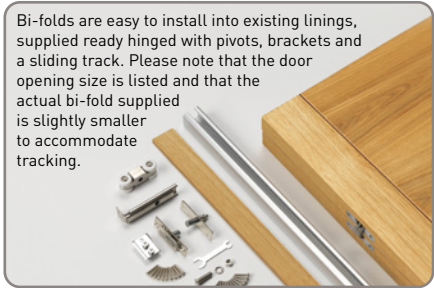


Size (mm)	Code
PRE-FINISHED	
1981 762 35	OMISBF26

Mistral Oak Bi-fold is
also available in White,
see page 91.



Bi-folds are easy to install into existing linings,
supplied ready hinged with pivots, brackets and
a sliding track. Please note that the door
opening size is listed and that the
actual bi-fold supplied
is slightly smaller
to accommodate
tracking.





Palomino

Timber veneers are a natural material and variations in the colour and graining should be expected. Colours depicted are representative only.

- Finish:** Unfinished oak veneer with real oak grooves
- Style:** 7 ladder style panels
- Glazing:** Clear safety glass with raised beading
- Other:** 🔥 FD30 Fire doors

NEW Palomino



Size (mm)	Code
UNFINISHED*	
1981 610 35	OPAL20
1981 686 35	OPAL23
1981 762 35	OPAL26
1981 838 35	OPAL29
1981 686 45	OPAL23FD30 🔥
1981 762 45	OPAL26FD30 🔥
1981 838 45	OPAL29FD30 🔥



NEW Palomino Glazed

Lifestyle images show doors finished.



Size (mm)	Code
UNFINISHED*	
1981 686 35	OPAL23G
1981 762 35	OPAL26G
1981 838 35	OPAL29G
Glazed fire doors available to order with clear flat glass.	

Adding the finishing touch...
see page 116



Make a statement with a pocket door system
see page 112

* Pre-finished available to order

Bespoke options

Solid core construction



Sirocco

Timber veneers are a natural material and variations in the colour and graining should be expected. Colours depicted are representative only.

Adding the finishing touch...
see page 116



Make a statement with a pocket door system
see page 112

- Finish:** Pre-finished oak veneer
- Style:** Sirocco: Grooved into MDF with alternate horizontal and vertical veneers
Ostria: Horizontal veneers with vertical stiles
- Glazing:** Clear flat safety glass with flush beading
- Other:** 🔥 FD30 Fire doors

Sirocco



Size (mm)	Code
PRE-FINISHED	
1981 610 35	OSIR20
1981 686 35	OSIR23
1981 762 35	OSIR26
1981 838 35	OSIR29
1981 686 44	OSIR23FD30 🔥
1981 762 44	OSIR26FD30 🔥
1981 838 44	OSIR29FD30 🔥



Sirocco Glazed



Size (mm)	Code
PRE-FINISHED	
1981 686 35	OSIR23G
1981 762 35	OSIR26G
1981 838 35	OSIR29G
Glazed fire doors with raised beading available to order.	



Ostria



Size (mm)	Code
PRE-FINISHED	
1981 610 35	OOST20
1981 686 35	OOST23
1981 762 35	OOST26
1981 838 35	OOST29
1981 686 44	OOST23FD30 🔥
1981 762 44	OOST26FD30 🔥
1981 838 44	OOST29FD30 🔥

Ostria Glazed



Size (mm)	Code
PRE-FINISHED	
1981 686 35	OOST23G
1981 762 35	OOST26G
1981 838 35	OOST29G
Glazed fire doors with raised beading available to order.	

- Bespoke options
- Semi-solid core construction



Blenheim

Timber veneers are a natural material and variations in the colour and graining should be expected. Colours depicted are representative only.

Adding the finishing touch...



see page 116

OAK CONTEMPORARY [Click here to view on our website](#)

- Finish:** Pre-finished oak veneer
- Style:** Chartwell/Blenheim: Dark wood inlay
Clementine/Spencer: Walnut inlay
- Glazing:** Clear flat safety glass with raised beading
Blenheim FD30 is clear flat fire glass
- Other:** 🔥 FD30 Fire doors

Chartwell



Size (mm)	Code
PRE-FINISHED	
1981 533 35	CCHA19
1981 610 35	CCHA20
1981 686 35	CCHA23
1981 762 35	CCHA26
1981 838 35	CCHA29
1981 686 44	CCHA23FD30 🔥
1981 762 44	CCHA26FD30 🔥
1981 838 44	CCHA29FD30 🔥



Dark wood inlay



Clementine

Blenheim



Size (mm)	Code
PRE-FINISHED	
1981 686 35	CBLE23
1981 762 35	CBLE26
1981 838 35	CBLE29
1981 762 44	CBLE26FD30G 🔥
1981 838 44	CBLE29FD30G 🔥

Clementine



Size (mm)	Code
PRE-FINISHED	
1981 533 35	CCLE19
1981 610 35	CCLE20
1981 686 35	CCLE23
1981 762 35	CCLE26
1981 838 35	CCLE29
1981 686 44	CCLE23FD30 🔥
1981 762 44	CCLE26FD30 🔥
1981 838 44	CCLE29FD30 🔥

Spencer



Size (mm)	Code
PRE-FINISHED	
1981 686 35	CSPE23
1981 762 35	CSPE26
1981 838 35	CSPE29
Glazed fire doors available to order.	



Walnut inlay

- Bespoke options
- Solid core construction
- Semi-solid core construction



Juno

- Finish:** Pre-finished oak veneer
Style: Flush with light wood inlays
Glazing: Clear bevelled safety glass with raised beading
Other: 🔥 Certifire FD30 Fire doors

Venus



Size (mm)	Code
PRE-FINISHED	
1981 610 35	OVEN20
1981 686 35	OVEN23
1981 762 35	OVEN26
1981 838 35	OVEN29
1981 762 44	OVEN26FD30 🔥
1981 838 44	OVEN29FD30 🔥

Juno



Size (mm)	Code
PRE-FINISHED	
1981 686 35	OJUN23
1981 762 35	OJUN26
1981 838 35	OJUN29
Glazed fire doors available to order with clear flat glass.	

Adding the finishing touch...
 see page 116





Timber veneers are a natural material and variations in the colour and graining should be expected. Colours depicted are representative only.





Lucina



Size (mm)	Code
PRE-FINISHED	
1981 610 35	OLUC20
1981 686 35	OLUC23
1981 762 35	OLUC26
1981 838 35	OLUC29
1981 762 44	OLUC26FD30 
1981 838 44	OLUC29FD30 

Diana




Size (mm)	Code
PRE-FINISHED	
1981 610 35	ODIA20
1981 686 35	ODIA23
1981 762 35	ODIA26
1981 838 35	ODIA29
1981 762 44	ODIA26FD30 
1981 838 44	ODIA29FD30 

Minerva



Size (mm)	Code
PRE-FINISHED	
1981 686 35	OMIN23
1981 762 35	OMIN26
1981 838 35	OMIN29

Glazed fire doors available to order with clear flat glass.



Light wood inlay

Make a statement with a pocket door system
see page 112



Bespoke options
Semi-solid core construction



Royale 12M Oak

*Adding the
finishing touch...*
see page 116



- Finish:** Unfinished and pre-finished oak veneer
- Style:** Raised shaped panels with raised mouldings
- Glazing:** Clear bevelled safety glass with raised mouldings
12-6VM FD30 is clear flat fire glass
- Other:** 🔥 FD30 Fire doors

All images show doors finished.

Royale 12M Oak



Size (mm)	Code
PRE-FINISHED	
1981 610 35 12M610-O	
1981 686 35 12M686-O	
1981 762 35 12M762-O	
1981 838 35 12M838-O	
2030 625 40 12M625-O	
2030 725 40 12M725-O	
2030 825 40 12M825-O	
1981 610 45 12MHH610-O 🔥	
1981 686 45 12MHH686-O 🔥	
1981 762 45 12MHH762-O 🔥	
1981 838 45 12MHH838-O 🔥	
2030 725 45 12MHH725-O 🔥	
2030 825 45 12MHH825-O 🔥	

Size (mm)	Code
UNFINISHED	
1981 610 35 U012MN20	
1981 686 35 U012MN23	
1981 762 35 U012MN26	
1981 838 35 U012MN29	
1981 610 45 U012MN20FD30 🔥	
1981 686 45 U012MN23FD30 🔥	
1981 762 45 U012MN26FD30 🔥	
1981 838 45 U012MN29FD30 🔥	



Royale 12-6VM Oak



Size (mm)	Code
PRE-FINISHED	
1981 610 35 126VM610G-O	
1981 686 35 126VM686G-O	
1981 762 35 126VM762G-O	
1981 838 35 126VM838G-O	
2030 625 40 126VM625G-O	
2030 725 40 126VM725G-O	
2030 825 40 126VM825G-O	
1981 686 45 126VMHH686G-O 🔥	
1981 762 45 126VMHH762G-O 🔥	
1981 838 45 126VMHH838G-O 🔥	

Size (mm)	Code
UNFINISHED	
1981 610 35 U0126VMN20	
1981 686 35 U0126VMN23	
1981 762 35 U0126VMN26	
1981 838 35 U0126VMN29	
1981 686 45 U0126VMN23FD30 🔥	
1981 762 45 U0126VMN26FD30 🔥	
1981 838 45 U0126VMN29FD30 🔥	

Timber veneers are a natural material and variations in the colour and graining should be expected. Colours depicted are representative only.

Solid core construction



Derwent



Churnet

Finish: Trent: Unfinished & pre-finished oak veneer
Dove: unfinished oak veneer

Style: Raised shaped panels

Glazing: Clear bevelled safety glass

Other: 🔥 FD30 Fire doors
Pairs: rebated meeting stiles, left hand open away

Lifestyle images show doors finished.

Trent



Size (mm)	Code
UNFINISHED	
1981 457 35	OTRE16
1981 533 35	OTRE19
1981 610 35	OTRE20v
1981 686 35	OTRE23v
1981 762 35	OTRE26v
1981 838 35	OTRE29v
2032 813 35	OTRE28
1981 686 44	OTRE23FD30v 🔥
1981 762 44	OTRE26FD30v 🔥
1981 838 44	OTRE29FD30v 🔥

Dove



Size (mm)	Code
UNFINISHED*	
1981 610 35	OD0V20
1981 686 35	OD0V23
1981 762 35	OD0V26v
1981 838 35	OD0V29

Dove Pairs



Size (mm)	Code
UNFINISHED*	
1981 1219 35	OD0V40
1981 1372 35	OD0V46
1981 1524 35	OD0V50



Dove

- Finish:** Unfinished oak veneer
Style: Flat recessed panels
Glazing: Severn: Clear flat safety glass
 Churnet: Diamond leaded safety glass
Other: 🔥 FD30 fire doors

Timber veneers are a natural material and variations in the colour and graining should be expected. Colours depicted are representative only.

Adding the finishing touch...

see page 116



Make a statement with a pocket door system

see page 112

Derwent



Size (mm)	Code
UNFINISHED*	
1981 610 35	ODER20
1981 686 35	ODER23
1981 762 35	ODER26
1981 838 35	ODER29
2032 813 35	ODER28
1981 686 44	ODER23FD30 🔥
1981 762 44	ODER26FD30 🔥
1981 838 44	ODER29FD30 🔥

Severn



Size (mm)	Code
UNFINISHED*	
1981 686 35	OSEV23G
1981 762 35	OSEV26G
1981 838 35	OSEV29G

Churnet



Size (mm)	Code
UNFINISHED*	
1981 686 35	OCHUDL23
1981 762 35	OCHUDL26
1981 838 35	OCHUDL29

✓ Pre-finished size available from stock

* Pre-finished available to order

🔒 Solid core construction

*Adding the
finishing touch....*

see page 116



*Make a
statement with a
pocket door system*

see page 112



Grizedale

- Finish:** Pre-finished oak veneer
- Style:** Raised shaped panels
- Glazing:** Clear flat safety glass
- Other:** 🔥 FD30 Fire doors

Timber veneers are a natural material and variations in the colour and graining should be expected. Colours depicted are representative only.

Charnwood



Size (mm)	Code
PRE-FINISHED	
1981 533 35	VS02P19
1981 610 35	VS02P20
1981 686 35	VS02P23
1981 762 35	VS02P26
1981 838 35	VS02P29
1981 686 44	VS02P23FD30 🔥
1981 762 44	VS02P26FD30 🔥
1981 838 44	VS02P29FD30 🔥

Sherwood



Size (mm)	Code
PRE-FINISHED	
1981 610 35	VS04P20
1981 686 35	VS04P23
1981 762 35	VS04P26
1981 838 35	VS04P29
1981 686 44	VS04P23FD30 🔥
1981 762 44	VS04P26FD30 🔥
1981 838 44	VS04P29FD30 🔥

Dean



Size (mm)	Code
PRE-FINISHED	
1981 686 35	VS06L2P23G
1981 762 35	VS06L2P26G
1981 838 35	VS06L2P29G

Arden



Size (mm)	Code
PRE-FINISHED	
1981 762 35	VS06L1P26G
1981 838 35	VS06L1P29G

Grizedale




Size (mm)	Code
PRE-FINISHED	
1981 610 35	VS06P20
1981 686 35	VS06P23
1981 762 35	VS06P26
1981 838 35	VS06P29
1981 686 44	VS06P23FD30 🔥
1981 762 44	VS06P26FD30 🔥
1981 838 44	VS06P29FD30 🔥

Gisburn



Size (mm)	Code
PRE-FINISHED	
1981 686 35	VS010L23G
1981 762 35	VS010L26G
1981 838 35	VS010L29G

 Solid core construction



View Video ▼

*Make a
statement with a
pocket door system*
see page 112

*Adding the
finishing touch...*
see page 116



Darwen

Finish: Unfinished oak veneer
Style: Eden/Darwen: Flat panel with decorative muntins
 Mersey: Raised shaped panels
Glazing: Clear flat safety glass
Other: 🔥 FD30 Fire doors

Lifestyle images show doors finished.

Timber veneers are a natural material and variations in the colour and graining should be expected. Colours depicted are representative only.

Eden



Size (mm)	Code
UNFINISHED*	
1981 610 35	OEDF20
1981 686 35	OEDF23
1981 762 35	OEDF26
1981 838 35	OEDF29
2040 626 40	OEDF626
2040 726 40	OEDF726
2040 826 40	OEDF826
1981 686 44	OEDF23FD30 🔥
1981 762 44	OEDF26FD30 🔥
1981 838 44	OEDF29FD30 🔥
2040 726 44	OEDF726FD30 🔥
2040 826 44	OEDF826FD30 🔥



Mersey

Darwen



Size (mm)	Code
UNFINISHED*	
1981 686 35	ODAR23G
1981 762 35	ODAR26G
1981 838 35	ODAR29G
2040 726 40	ODAR726G
2040 826 40	ODAR826G

Mersey



Size (mm)	Code
UNFINISHED*	
1981 610 35	OMER20
1981 686 35	OMER23
1981 762 35	OMER26
1981 838 35	OMER29
1981 762 44	OMER26FD30 🔥
1981 838 44	OMER29FD30 🔥

Humber



Size (mm)	Code
UNFINISHED*	
1981 762 35	OHUM26
1981 838 35	OHUM29

* Pre-finished available to order

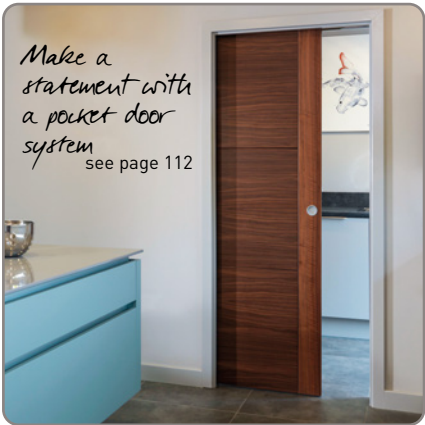
🔥 Solid core construction



Axis Oak

[View Video](#) ▼

- Finish:** Pre-finished oak veneer
- Style:** Wide shaker panel design
- Glazing:** Clear flat safety glass
- Other:** 🔥 FD30 Fire doors
- Rebated door pairs can be ordered from stock (not fire doors) with a short lead time.



Axis Oak



Size (mm)	Code
PRE-FINISHED	
1981 610 35	VOAXI20
1981 686 35	VOAXI23
1981 762 35	VOAXI26
1981 838 35	VOAXI29
1981 686 44	VOAXI23FD30 🔥
1981 762 44	VOAXI26FD30 🔥
1981 838 44	VOAXI29FD30 🔥

Axis Oak Glazed



Size (mm)	Code
PRE-FINISHED	
1981 686 35	VOAXI23G
1981 762 35	VOAXI26G
1981 838 35	VOAXI29G

Adding the finishing touch...
see page 116



Timber veneers are a natural material and variations in the colour and graining should be expected. Colours depicted are representative only.

Axis Oak is also available in Walnut and White, see pages 65 & 99.





Rushmore Oak

Timber veneers are a natural material and variations in the colour and graining should be expected. Colours depicted are representative only.

Adding the finishing touch...

see page 116



Make a statement with a pocket door system

see page 112


Finish: Unfinished oak veneer
Style: Recessed flat panels
Glazing: Clear flat safety glass
Other: 🔥 FD30 Fire doors
 Rebated door pairs can be ordered from stock (not fire doors) with a short lead time.

Lifestyle images show doors finished.

Snowdon



Size (mm)	Code
UNFINISHED*	
1981 610 35	OSN020
1981 686 35	OSN023
1981 762 35	OSN026
1981 838 35	OSN029
2040 626 40	OSN0626
2040 726 40	OSN0726
2040 826 40	OSN0826
1981 686 44	OSN023FD30 🔥
1981 762 44	OSN026FD30 🔥
1981 838 44	OSN029FD30 🔥
2040 726 44	OSN0726FD30 🔥
2040 826 44	OSN0826FD30 🔥



Snowdon Bi-fold



Size (mm)	Code
UNFINISHED*	
1981 762 35	OSNOBF26

Bi-folds are easy to install into existing linings, supplied ready hinged with pivots, brackets and a sliding track. Please note that the door opening size is listed and that the actual bi-fold supplied is slightly smaller to accommodate tracking.

Nevis



Size (mm)	Code
UNFINISHED*	
1981 686 35	ONEV23
1981 762 35	ONEV26
1981 838 35	ONEV29
2040 726 40	ONEV726
2040 826 40	ONEV826

Rushmore Oak



Size (mm)	Code
UNFINISHED*	
1981 610 35	ORUS20
1981 686 35	ORUS23
1981 762 35	ORUS26
1981 838 35	ORUS29
1981 686 44	ORUS23FD30 🔥
1981 762 44	ORUS26FD30 🔥
1981 838 44	ORUS29FD30 🔥

* Pre-finished available to order
 Solid core construction

Rushmore Oak is also available in White, see page 101.





Etna



Eiger

Finish: Unfinished oak veneer

Style: Recessed flat panels

Glazing: Clear flat safety glass

Other: 🔥 FD30 Fire doors

Rebated door pairs can be ordered from stock (not fire doors) with a short lead time.

Etna



Size (mm)	Code
UNFINISHED*	
1981 610 35	OETN20
1981 686 35	OETN23
1981 762 35	OETN26
1981 838 35	OETN29
1981 686 44	OETN23FD30 🔥
1981 762 44	OETN26FD30 🔥
1981 838 44	OETN29FD30 🔥

Etna Bi-fold



Size (mm)	Code
UNFINISHED*	
1981 762 35	OETNBF26

Make a statement with a pocket door system
see page 112

Adding the finishing touch...
see page 116



Timber veneers are a natural material and variations in the colour and graining should be expected. Colours depicted are representative only.

Lifestyle images show doors finished.

Bi-folds are easy to install into existing linings, supplied ready hinged with pivots, brackets and a sliding track. Please note that the door opening size is listed and that the actual bi-fold supplied is slightly smaller to accommodate tracking.





Fuji

Eiger



Size (mm)	Code
UNFINISHED*	
1981 610 35	OEIG20
1981 686 35	OEIG23
1981 762 35	OEIG26
1981 838 35	OEIG29
1981 686 44	OEIG23FD30
1981 762 44	OEIG26FD30
1981 838 44	OEIG29FD30

Matterhorn



Size (mm)	Code
UNFINISHED*	
1981 686 35	OMAT23
1981 762 35	OMAT26
1981 838 35	OMAT29

Fuji



Size (mm)	Code
UNFINISHED*	
1981 686 35	OFUJ23
1981 762 35	OFUJ26
1981 838 35	OFUJ29

NEW Fuji FD30




Size (mm)	Code
UNFINISHED*	
1981 686 35	OFUJ23FD30
1981 762 35	OFUJ26FD30
1981 838 35	OFUJ29FD30

Fuji Bi-fold



Size (mm)	Code
UNFINISHED*	
1981 762 35	OFUJBF26

* Pre-finished available to order
 Solid core construction



Thames

View Video ▼

Timber veneers are a natural material and variations in the colour and graining should be expected. Colours depicted are representative only.

Adding the finishing touch...
see page 116



Make a statement with a pocket door system
see page 112

- Finish:** Unfinished & pre-finished oak veneer
- Style:** Grooved panels are full door thickness
- Glazing:** 1 Light: Clear flat safety glass with etched lines
1 Light FD30: clear fire glass with etched lines and raised beading
- Other:** 18mm long edge lippings
🔥 FD30 Fire doors
Rebated door pairs can be ordered from stock (not fire doors) with a short lead time.

Thames



The grooved centre panel is full door thickness



Clear glass with etched lines

Size (mm)	Code
UNFINISHED	
1981 457 35	OTHA16
1981 533 35	OTHA19
1981 610 35	OTHA20
1981 686 35	OTHA23
1981 711 35	OTHA24
1981 762 35	OTHA26
1981 838 35	OTHA29
2040 626 40	OTHA626
2040 726 40	OTHA726
2040 826 40	OTHA826
2040 926 40	OTHA926
1981 610 44	OTHA20FD30 🔥
1981 686 44	OTHA23FD30 🔥
1981 762 44	OTHA26FD30 🔥
1981 838 44	OTHA29FD30 🔥
2040 726 44	OTHA726FD30 🔥
2040 826 44	OTHA826FD30 🔥
2040 926 44	OTHA926FD30 🔥

Size (mm)	Code
PRE-FINISHED	
1981 457 35	VOTHA16
1981 533 35	VOTHA19
1981 610 35	VOTHA20
1981 686 35	VOTHA23
1981 711 35	VOTHA24
1981 762 35	VOTHA26
1981 838 35	VOTHA29
2040 626 40	VOTHA626
2040 726 40	VOTHA726
2040 826 40	VOTHA826
2040 926 40	VOTHA926
1981 610 44	VOTHA20FD30 🔥
1981 686 44	VOTHA23FD30 🔥
1981 762 44	VOTHA26FD30 🔥
1981 838 44	VOTHA29FD30 🔥
2040 726 44	VOTHA726FD30 🔥
2040 826 44	VOTHA826FD30 🔥
2040 926 44	VOTHA926FD30 🔥



Thames 1 Light

Thames 1 Light





Size (mm)	Code
UNFINISHED	
1981 686 35	OTHA1L23
1981 762 35	OTHA1L26
1981 838 35	OTHA1L29
2040 626 40	OTHA1L626
2040 726 40	OTHA1L726
2040 826 40	OTHA1L826
PRE-FINISHED	
1981 686 35	VOTHA1L23
1981 762 35	VOTHA1L26
1981 838 35	VOTHA1L29
2040 626 40	VOTHA1L626
2040 726 40	VOTHA1L726
2040 826 40	VOTHA1L826

NEW Thames 1 Light FD30



Size (mm)	Code
UNFINISHED*	
1981 686 44	OTHA1L23FD30 🔥
1981 726 44	OTHA1L26FD30 🔥
1981 838 44	OTHA1L29FD30 🔥

Lifestyle images show doors finished.

-  Bespoke options
* Pre-finished available to order
 Solid core construction



Thames 6 Light

View Video ▼

*Adding the
finishing touch...*
see page 116



*Make a
statement with a
pocket door system*
see page 112

- Finish:** Unfinished & pre-finished oak veneer
- Style:** Grooved panels are full door thickness
- Glazing:** 6 Light: Clear flat safety glass
1/2 light: Clear flat safety glass with etched lines
- Other:** 18mm long edge lippings
Rebated door pairs can be ordered from stock (not fire doors) with a short lead time.

Thames 6 Light



The grooved centre panel is full door thickness



Clear glass with etched lines

Size (mm)	Code
UNFINISHED*	
1981 686 35	OTHA6L23
1981 762 35	OTHA6L26
1981 838 35	OTHA6L29
2040 626 40	OTHA6L626
2040 726 40	OTHA6L726
2040 826 40	OTHA6L826

Timber veneers are a natural material and variations in the colour and graining should be expected. Colours depicted are representative only.



Thames 1/2 Light

Thames 1/2 Light



Size (mm)	Code
UNFINISHED	
1981 686 35	OTHAVL23
1981 762 35	OTHAVL26
1981 838 35	OTHAVL29
NEW PRE-FINISHED	
1981 686 35	VOTHAVL23
1981 762 35	VOTHAVL26
1981 838 35	VOTHAVL29

Lifestyle images show doors finished.

Thames Bi-fold




Size (mm)	Code
UNFINISHED*	
1981 762 35	OTHABF26
Easy to install into existing linings, supplied ready hinged with pivots, brackets and a sliding track. Please note that the door opening size is listed and that the actual bi-fold supplied is slightly smaller to accommodate tracking.	

- * Pre-finished available to order
- Solid core construction



- Finish:** Unfinished and pre-finished oak veneer
- Style:** Wider and deeper grooves than Thames
- Glazing:** Clear bevelled safety glass
- Other:** 20mm edge lippings
 🔥 FD30 Fire doors
 Rebated door pairs can be ordered from stock (not fire doors) with a short lead time.

Yoxall



Tutbury



Size (mm)		Code
UNFINISHED		
1981	457 35	OYOX16v
1981	533 35	OYOX19v
1981	610 35	OYOX20v
1981	686 35	OYOX23v
1981	762 35	OYOX26v
1981	838 35	OYOX29v
2040	626 40	OYOX626
2040	726 40	OYOX726
2040	826 40	OYOX826
2040	926 40	OYOX926
1981	610 44	OYOX20FD30v 🔥
1981	686 44	OYOX23FD30v 🔥
1981	762 44	OYOX26FD30v 🔥
1981	838 44	OYOX29FD30v 🔥
2040	726 44	OYOX726FD30v 🔥
2040	826 44	OYOX826FD30v 🔥
2040	926 44	OYOX926FD30v 🔥

Size (mm)		Code
UNFINISHED		
1981	686 35	OTUT23v
1981	762 35	OTUT26v
1981	838 35	OTUT29v

Lifestyle images show doors finished.


Make a statement with a pocket door system
 see page 116

Adding the finishing touch...
 see page 112





Cherwell



Size (mm)	Code
PRE-FINISHED	
1981 610 35	VOCHE20
1981 686 35	VOCHE23
1981 762 35	VOCHE26
1981 838 35	VOCHE29
1981 686 44	VOCHE23FD30
1981 762 44	VOCHE26FD30
1981 838 44	VOCHE29FD30

Cherwell Glazed




Size (mm)	Code
PRE-FINISHED	
1981 686 35	VOCHE23G
1981 762 35	VOCHE26G
1981 838 35	VOCHE29G

Glazed fire doors available to order.

- Finish:** Prefinished oak veneer
Style: Full length vertical grooves
Glazing: Clear flat safety glass with raised beading
Other: 🔥 Certifire FD30 Fire doors

Timber veneers are a natural material and variations in the colour and graining should be expected. Colours depicted are representative only.

- ✓ Pre-finished size available from stock
 Solid core construction



Rustic Oak Ledged

View Video ▼

Adding the
finishing touch...
see page 116




Make a
statement with a
pocket door system
see page 112

Finish: Panelled doors: Pre-finished oak veneer
Ledged: Unfinished oak

Style: Natural knotty appearance
4 Panel/DX: recessed flat panels
Ledged: individual planks fixed with ledges

Glazing: 4 Panel: Clear flat safety glass
DX: Opaque flat safety glass

Timber veneers are a natural material and variations in the colour and graining should be expected. Colours depicted are representative only.

 Solid core construction

Rustic Oak
4 Panel



Size (mm)	Code
PRE-FINISHED	
1981 610 35	R04P20
1981 686 35	R04P23
1981 762 35	R04P26
1981 838 35	R04P29

Rustic Oak
4 Panel Glazed



Size (mm)	Code
PRE-FINISHED	
1981 762 35	R04P2TL26

Rustic Oak DX



Size (mm)	Code
PRE-FINISHED	
1981 610 35	R0DX20
1981 686 35	R0DX23
1981 762 35	R0DX26
1981 838 35	R0DX29

Rustic Oak
DX Glazed



Size (mm)	Code
PRE-FINISHED	
1981 762 35	R0DXTL26

Rustic Oak Ledged



Front view



Back view



Back view with braces

If you wish to create a Ledged and Braced style, the Braces are available separately.

Note:
40mm thickness =
20mm plank +
20mm ledge

Size (mm)	Code
UNFINISHED	
1981 686 40	ROLED23
1981 762 40	ROLED26
1981 838 40	ROLED29



Size (mm)	Code
LEDGED BRACE PACK (2 per pack)	
1000 120 15	ROLEDBRPACK

Walnut





Walnut doors are stylish and refined.
This naturally dark-coloured wood
brings warmth and a touch of
luxury to modern classic interiors.



Tigris Walnut

Timber veneers are a natural material and variations in the colour and graining should be expected. Colours depicted are representative only.

View Video ▼

Adding the finishing touch...
see page 116



Make a statement with a pocket door system
see page 112

- Finish:** Pre-finished Walnut veneer
- Style:** Tigris/Emral: 5 ladder style panels, grooved into real wood
Mistral: 3 ladder style panels, grooved into MDF
- Glazing:** Emral: Clear flat safety glass with raised beading
Mistral: Clear flat safety glass with flush beading
- Other:** 🔥 FD30 Fire doors
💧 Certifire FD30 Fire doors


Tigris Walnut



Size (mm)	Code
PRE-FINISHED	
1981 610 35	WTIG20
1981 686 35	WTIG23
1981 762 35	WTIG26
1981 838 35	WTIG29
1981 686 44	WTIG23FD30 🔥
1981 762 44	WTIG26FD30 🔥
1981 838 44	WTIG29FD30 🔥

Tigris and Emral are available in Oak and White, see pages 25 & 89.

Laminate versions are available in Cinza, Lava and Ivory, see pages 69 & 71.



- Bs** Bespoke options
- Solid core construction
- Semi-solid core construction

Emral Walnut



Size (mm)	Code
PRE-FINISHED	
1981 686 35	WEMR23
1981 762 35	WEMR26
1981 838 35	WEMR29

Glazed fire doors available to order.



[View Video](#) ▼

Mistral Walnut

Mistral Walnut



Size (mm)	Code
PRE-FINISHED	
1981 610 35	WMIS20
1981 686 35	WMIS23
1981 762 35	WMIS26
1981 838 35	WMIS29
2040 526 40	WMIS526
2040 626 40	WMIS626
2040 726 40	WMIS726
2040 826 40	WMIS826
1981 686 44	WMIS23FD30 🔥
1981 762 44	WMIS26FD30 🔥
1981 838 44	WMIS29FD30 🔥
2040 726 44	WMIS726FD30 🔥
2040 826 44	WMIS826FD30 🔥
2040 926 44	WMIS926FD30 🔥

Mistral Walnut Glazed



Size (mm)	Code
PRE-FINISHED	
1981 686 35	WMIS23G
1981 762 35	WMIS26G
1981 838 35	WMIS29G
2040 626 40	WMIS626G
2040 726 40	WMIS726G
2040 826 40	WMIS826G

Glazed fire doors with raised beading available to order.

Mistral Walnut is available in Oak and White, see pages 27 & 91.






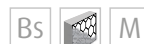
Fernor

- Finish:** Pre-finished Walnut veneer
- Style:** Fernor/Franquette: Flush horizontal grained veneer
Mayette/Edras/Vina/Valcor: vertical and horizontal veneers with oak inlay
- Glazing:** Clear flat safety glass with raised beading
- Other:** 🔥 Certifire FD30 Fire doors

Fernor



Franquette



Adding the finishing touch...

see page 116



Timber veneers are a natural material and variations in the colour and graining should be expected. Colours depicted are representative only.

- M** Matching door pairs cannot be guaranteed
- Bs** Bespoke options
- Standard core construction

Size (mm)	Code
PRE-FINISHED	
1981 610 35	WFER20
1981 686 35	WFER23
1981 762 35	WFER26
1981 838 35	WFER29
1981 610 44	WFER20FD30 🔥
1981 686 44	WFER23FD30 🔥
1981 762 44	WFER26FD30 🔥
1981 838 44	WFER29FD30 🔥

Size (mm)	Code
PRE-FINISHED	
1981 686 35	WFRA23
1981 762 35	WFRA26
1981 838 35	WFRA29

Glazed fire doors available to order.




Franquette

Mayette



Size (mm)	Code
PRE-FINISHED	
1981 610 35	WMAY20
1981 686 35	WMAY23
1981 762 35	WMAY26
1981 838 35	WMAY29
1981 686 44	WMAY23FD30
1981 762 44	WMAY26FD30
1981 838 44	WMAY29FD30

Edras



Size (mm)	Code
PRE-FINISHED	
1981 686 35	WEDR23
1981 762 35	WEDR26
1981 838 35	WEDR29
Glazed fire doors available to order.	

Vina




Size (mm)	Code
PRE-FINISHED	
1981 610 35	WVIN20
1981 686 35	WVIN23
1981 762 35	WVIN26
1981 838 35	WVIN29
1981 686 44	WVIN23FD30
1981 762 44	WVIN26FD30
1981 838 44	WVIN29FD30

Valcor



Size (mm)	Code
PRE-FINISHED	
1981 686 35	WVAL23
1981 762 35	WVAL26
1981 838 35	WVAL29
Glazed fire doors available to order.	



Oak inlay

Make a statement with a pocket door system
see page 112



Axis Walnut

View Video ▼

Timber veneers are a natural material and variations in the colour and graining should be expected. Colours depicted are representative only.

Adding the finishing touch...
see page 116



Make a statement with a pocket door system
see page 112

- Finish:** Pre-finished Walnut veneer
- Style:** Axis: Wide shaker panel design
Lara/Parisienne: 5 horizontal grained panels grooved into real wood
- Glazing:** Clear flat safety glass (Parisienne has raised beading)
- Other:** 🔥 FD30 Fire doors
💧 Certifire FD30 Fire doors
Axis: Rebated door pairs can be ordered from stock (not fire doors) with a short lead time.

Axis Walnut



Size (mm)	Code
PRE-FINISHED	
1981 610 35	VWAXI20
1981 686 35	VWAXI23
1981 762 35	VWAXI26
1981 838 35	VWAXI29
1981 686 44	VWAXI23FD30 🔥
1981 762 44	VWAXI26FD30 🔥
1981 838 44	VWAXI29FD30 🔥

Axis is available in Oak and White, see pages 45 & 99.




Axis Walnut Glazed




Size (mm)	Code
PRE-FINISHED	
1981 686 35	VWAXI23G
1981 762 35	VWAXI26G
1981 838 35	VWAXI29G

Lara



Size (mm)	Code
PRE-FINISHED	
1981 610 35	WLAR20
1981 686 35	WLAR23
1981 762 35	WLAR26
1981 838 35	WLAR29
1981 610 44	WLAR20FD30 💧
1981 686 44	WLAR23FD30 💧
1981 762 44	WLAR26FD30 💧
1981 838 44	WLAR29FD30 💧

Parisienne



Size (mm)	Code
PRE-FINISHED	
1981 686 35	WPAR23
1981 762 35	WPAR26
1981 838 35	WPAR29
Glazed fire doors available to order.	

- Matching door pairs cannot be guaranteed
- Bespoke options
- Solid core construction
- Semi-solid core construction

Laminates





Contemporary elegance –
Laminate doors offer a consistent,
durable finish in a selection of
on-trend coloured wood effect
finishes – perfect for all interiors.



Tigris Cinza

*Adding the
finishing touch...*
see page 116



*Make a
statement with a
pocket door system*
see page 112

- Finish:** Pre-finished laminate with dark grey coloured wood effect
- Style:** 5 ladder style panels with dark grey coloured grooves
- Glazing:** Clear flat safety glass with raised beading
- Other:** 🔥 FD30 Fire doors
If trimming is required the door edges will need retouching. See website for colour match information.

NEW Tigris Cinza



Size (mm)	Code
FINISHED	
1981 610 35	CINTIG20
1981 686 35	CINTIG23
1981 762 35	CINTIG26
1981 838 35	CINTIG29
1981 686 44	CINTIG23FD30 🔥
1981 762 44	CINTIG26FD30 🔥
1981 838 44	CINTIG29FD30 🔥




Tigris Cinza Glazed

NEW Tigris Cinza Glazed



Size (mm)	Code
FINISHED	
1981 686 35	CINTIG23G
1981 762 35	CINTIG26G
1981 838 35	CINTIG29G

Tigris is also available in Oak, Walnut, Lava, Ivory and White, see pages 25, 61, 71 & 89.





Tigris Lava

View Video ▼

Adding the finishing touch...
see page 116



Make a statement with a pocket door system
see page 112

- Finish:** Pre-finished laminate with grey and ivory coloured wood effect
- Style:** 5 ladder style panels with grey (Lava) and light (Ivory) coloured grooves
- Glazing:** Clear flat safety glass with raised beading
- Other:** 🔥 FD30 Fire doors
If trimming is required the door edges will need retouching. See website for colour match information.

Tigris Lava



Size (mm)	Code
FINISHED	
1981 610 35	LAVTIG20
1981 686 35	LAVTIG23
1981 762 35	LAVTIG26
1981 838 35	LAVTIG29
1981 610 44	LAVTIG20FD30 🔥
1981 686 44	LAVTIG23FD30 🔥
1981 762 44	LAVTIG26FD30 🔥
1981 838 44	LAVTIG29FD30 🔥



Tigris is also available in Cinza, Oak, Walnut and White, see pages 69, 25, 61 & 89.



Tigris Lava Glazed



Size (mm)	Code
FINISHED	
1981 686 35	LAVTIG23G
1981 762 35	LAVTIG26G
1981 838 35	LAVTIG29G

Tigris Ivory



Size (mm)	Code
FINISHED	
1981 610 35	IVOTIG20
1981 686 35	IVOTIG23
1981 762 35	IVOTIG26
1981 838 35	IVOTIG29
1981 610 44	IVOTIG20FD30 🔥
1981 686 44	IVOTIG23FD30 🔥
1981 762 44	IVOTIG26FD30 🔥
1981 838 44	IVOTIG29FD30 🔥

Tigris Ivory Glazed



Size (mm)	Code
FINISHED	
1981 686 35	IVOTIG23G
1981 762 35	IVOTIG26G
1981 838 35	IVOTIG29G

Semi-solid core construction



Alabama Fumo

Finish: Pre-finished laminate with smoky grey (Fumo) and dark grey (Cinza) coloured wood effect

Style: Central panel is slightly recessed

Glazing: Clear flat safety glass with raised beading

Other: 🔥 FD30 Fire doors

If trimming is required the door edges will need retouching. See website for colour match information.

Alabama Fumo



Alabama Fumo Glazed



View Video ▼

Adding the finishing touch...

see page 116



Size (mm)	Code
PRE-FINISHED	
1981 610 35	LALAFUM20
1981 686 35	LALAFUM23
1981 762 35	LALAFUM26
1981 838 35	LALAFUM29
1981 686 44	LALAFUM23FD30 🔥
1981 762 44	LALAFUM26FD30 🔥
1981 838 44	LALAFUM29FD30 🔥

Size (mm)	Code
PRE-FINISHED	
1981 686 35	LALAFUMG23
1981 762 35	LALAFUMG26
1981 838 35	LALAFUMG29

Semi-solid core construction




Alabama Cinza

Alabama Cinza



Size (mm)	Code
PRE-FINISHED	
1981 610 35	LALACIN20
1981 686 35	LALACIN23
1981 762 35	LALACIN26
1981 838 35	LALACIN29
1981 686 44	LALACIN23FD30 🔥
1981 762 44	LALACIN26FD30 🔥
1981 838 44	LALACIN29FD30 🔥

Alabama Cinza Glazed



Size (mm)	Code
PRE-FINISHED	
1981 686 35	LALACING23
1981 762 35	LALACING26
1981 838 35	LALACING29

*Make a statement with
a pocket door system*
see page 112





Colorado

View Video ▼

*Adding the
finishing touch...*
see page 116



*Make a
statement with a
pocket door system*
see page 112

- Finish:** Pre-finished laminate with grey (Colorado) and oak (Hudson) coloured wood effect
- Style:** Grooved cottage style central panel
- Glazing:** Colorado: Clear flat safety glass with etched lines and raised beading
Hudson: Clear flat safety glass with raised beading
- Other:** 🔥 FD30 Fire doors
If trimming is required the door edges will need retouching. See website for colour match information.

Colorado



Size (mm)	Code
PRE-FINISHED	
1981 610 35	LCOLO20
1981 686 35	LCOLO23
1981 762 35	LCOLO26
1981 838 35	LCOLO29
1981 610 44	LCOLO20FD30 🔥
1981 686 44	LCOLO23FD30 🔥
1981 762 44	LCOLO26FD30 🔥
1981 838 44	LCOLO29FD30 🔥



Colorado Glazed



Size (mm)	Code
PRE-FINISHED	
1981 686 35	LCOLO23G
1981 762 35	LCOLO26G
1981 838 35	LCOLO29G

Hudson Glazed



Size (mm)	Code
PRE-FINISHED	
1981 610 35	LHUD20
1981 686 35	LHUD23
1981 762 35	LHUD26
1981 838 35	LHUD29
2040 626 40	LHUD626
2040 726 40	LHUD726
2040 826 40	LHUD826
1981 610 44	LHUD20FD30 🔥
1981 686 44	LHUD23FD30 🔥
1981 762 44	LHUD26FD30 🔥
1981 838 44	LHUD29FD30 🔥
2040 626 44	LHUD626FD30 🔥
2040 726 44	LHUD726FD30 🔥
2040 826 44	LHUD826FD30 🔥
2040 926 44	LHUD926FD30 🔥

Hudson Glazed



Size (mm)	Code
PRE-FINISHED	
1981 686 35	LHUDG23
1981 762 35	LHUDG26
1981 838 35	LHUDG29
2040 626 40	LHUDG626
2040 726 40	LHUDG726
2040 826 40	LHUDG826

Semi-solid core construction

Painted Finish



Painted finish doors use state-of-the-art technology to create realistic timber graining in a choice of colours – achieving a perfect, uniform look.



Pintado Grey

[View Video ▼](#)

*Make a
statement with
a pocket door
system*
see page 112

*Adding the
finishing touch...*
see page 116



- Finish:** Painted mid-grey finish with vertical grain
- Style:** Pintado: Plain flush
Ardosia: Flush with grey coloured grooves
- Glazing:** Clear flat safety glass with raised beading
- Other:** 🔥 Certifire FD30 Fire doors
If trimming is required the door edges will need retouching. See website for colour match information.

Pintado Grey



Pintado Grey Glazed



Size (mm)	Code
PRE-FINISHED	
1981 610 35	NGPINT20
1981 686 35	NGPINT23
1981 762 35	NGPINT26
1981 838 35	NGPINT29
1981 686 44	NGPINT23FD30 🔥
1981 762 44	NGPINT26FD30 🔥
1981 838 44	NGPINT29FD30 🔥

Size (mm)	Code
PRE-FINISHED	
1981 686 35	NGPINT23G
1981 762 35	NGPINT26G
1981 838 35	NGPINT29G
Glazed fire doors available to order.	



Ardosia




Size (mm)	Code
PRE-FINISHED	
1981 610 35	NARD20
1981 686 35	NARD23
1981 762 35	NARD26
1981 838 35	NARD29
1981 686 44	NARD23FD30 🔥
1981 762 44	NARD26FD30 🔥
1981 838 44	NARD29FD30 🔥

Ardosia Glazed



Size (mm)	Code
PRE-FINISHED	
1981 686 35	NARD23G
1981 762 35	NARD26G
1981 838 35	NARD29G
Glazed fire doors available to order.	



- Bespoke options - minimum quantity may apply
- Semi-solid core construction
- Standard core construction



Louvre


*Adding the
finishing touch...*
see page 116



*Make a
statement with a
pocket door system*
see page 112

- Finish:** Painted oak (Tate/Louvre) and natural (Viridis) colour finishes with vertical grain
- Style:** Tate/Louvre: 5 horizontal panels, grooved into MDF
Viridis: Flush with light coloured grooves
- Glazing:** Clear flat safety glass with raised beading
- Other:** Certifire FD30 Fire doors
If trimming is required the door edges will need retouching. See website for colour match information.

Tate




Size (mm)	Code
pre-finished	
1981 610 35	GTAT20
1981 686 35	GTAT23
1981 762 35	GTAT26
1981 838 35	GTAT29
1981 686 44	GTAT23FD30
1981 762 44	GTAT26FD30
1981 838 44	GTAT29FD30

- Matching door pairs cannot be guaranteed
- Bespoke options - minimum quantity may apply
- Standard core construction



Louvre



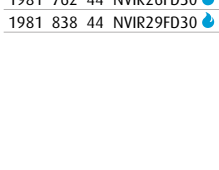
Size (mm)	Code
PRE-FINISHED	
1981 686 35	GLOU23
1981 762 35	GLOU26
1981 838 35	GLOU29
Glazed fire doors available to order.	



Viridis



Size (mm)	Code
pre-finished	
1981 610 35	NVIR20
1981 686 35	NVIR23
1981 762 35	NVIR26
1981 838 35	NVIR29
1981 686 44	NVIR23FD30
1981 762 44	NVIR26FD30
1981 838 44	NVIR29FD30



Viridis Glazed



Size (mm)	Code
PRE-FINISHED	
1981 686 35	NVIR23G
1981 762 35	NVIR26G
1981 838 35	NVIR29G
Glazed fire doors available to order.	



White

A close-up photograph of a white cabinet door. The door is slightly ajar, revealing a silver-colored metal handle. The lighting is soft, creating subtle shadows and highlights on the white surface. The background is a light, neutral color.

Classic | Contemporary | Shaker | Moulded Panel



White doors are wonderful
for encouraging light into
your home and are the
perfect complement for all
interior design themes.



Osborne

View Video ▼

*Adding the
finishing touch...*
see page 116






*Make a
statement with a
pocket door system*
see page 112

- Finish** White primed
- Style:** Flat panels with decorative flush mouldings
- Glazing:** Clear flat safety glass
Belton Etched: inner etched panel with a clear perimeter
- Other:**  FD30 Fire doors
FSC® Certified
Rebated door pairs can be ordered from stock (not fire doors) with a short lead time.




Osborne



Size (mm)	Code
PRIMED	
1981 610 35	SOSB20
1981 686 35	SOSB23
1981 762 35	SOSB26
1981 838 35	SOSB29
1981 686 44	SOSB23FD30 
1981 762 44	SOSB26FD30 
1981 838 44	SOSB29FD30 

Belton



Size (mm)	Code
PRIMED	
1981 610 35	SBEL20
1981 686 35	SBEL23
1981 762 35	SBEL26
1981 838 35	SBEL29
1981 686 44	SBEL23FD30 
1981 762 44	SBEL26FD30 
1981 838 44	SBEL29FD30 

Belton
Clear Glazed



Size (mm)	Code
PRIMED	
1981 686 35	SBEL1L23
1981 762 35	SBEL1L26
1981 838 35	SBEL1L29


Belton
Etched Glazed



Size (mm)	Code
PRIMED	
1981 686 35	SBEL1LET23
1981 762 35	SBEL1LET26
1981 838 35	SBEL1LET29

NEW Colour Options paint service

Looking to paint your doors a different colour?
Let us take the hassle away and arrange for your doors to be professionally spray painted.

Our White Classic doors are suitable for this service – look out for the  icon.

Contact us with your preferred RAL Classic colour reference and we'll do the rest!

See page 12 for more information.




Catton

[View Video](#) ▼

*Adding the
finishing touch...*
see page 116






*Make a
statement with a
pocket door system*
see page 112

- Finish** White primed
- Style:** Flat panels with decorative flush mouldings
- Glazing:** Clear flat safety glass
- Other:**  FD30 Fire doors
FSC® Certified
Rebated door pairs can be ordered from stock (not fire doors) with a short lead time.

Catton




Size (mm)	Code
PRIMED	
1981 610 35	SCAT20
1981 686 35	SCAT23
1981 762 35	SCAT26
1981 838 35	SCAT29
1981 686 44	SCAT23FD30 
1981 762 44	SCAT26FD30 
1981 838 44	SCAT29FD30 



Colour Options
paint service

Contact us with your preferred RAL Classic colour reference and we'll do the rest!




Catton Glazed

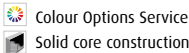


Size (mm)	Code
PRIMED	
1981 686 35	SCAT3L23
1981 762 35	SCAT3L26
1981 838 35	SCAT3L29

Hardwick



Size (mm)	Code
PRIMED	
1981 610 35	SHAR20
1981 686 35	SHAR23
1981 762 35	SHAR26
1981 838 35	SHAR29
1981 686 44	SHAR23FD30 
1981 762 44	SHAR26FD30 
1981 838 44	SHAR29FD30 





Tigris White

[View Video](#) ▼

*Adding the
finishing touch...*
see page 116



*Make a
statement with a
pocket door system*
see page 112

Finish: Pre-finished white

Style: 5 ladder style panels, grooved into MDF

Glazing: Clear flat safety glass with flush beading

Other: 🔥 FD30 Fire doors

FSC® Certified

Rebated door pairs can be ordered from stock (not bi-fold) with a short lead time. Contact us for fire door options.



Tigris White



Size (mm)	Code
PRE-FINISHED	
1981 610 35	LTIG20
1981 686 35	LTIG23
1981 762 35	LTIG26
1981 838 35	LTIG29
1981 610 44	LTIG20FD30 🔥
1981 686 44	LTIG23FD30 🔥
1981 762 44	LTIG26FD30 🔥
1981 838 44	LTIG29FD30 🔥

Emral White



Size (mm)	Code
PRE-FINISHED	
1981 686 35	LEMR23G
1981 762 35	LEMR26G
1981 838 35	LEMR29G

Glazed fire doors with raised beading available to order.

Tigris White Bi-fold



Size (mm)	Code
PRE-FINISHED	
1981 762 35	LTIGBF26



Easy to install into existing linings, supplied ready hinged with pivots, brackets and a sliding track. Note: door opening size is listed and that the actual bi-fold supplied is slightly smaller to accommodate tracking.

Tigris and Emral are available in Oak and Walnut, see pages 25 & 61.



Laminate versions are available in Cinza, Lava and Ivory, see pages 69 & 71.



 Bespoke options
 Standard core construction



Mistral White

[View Video](#) ▼

*Adding the
finishing touch...*
see page 116









*Make a
statement with a
pocket door system*
see page 112

- Finish:** White primed
- Style:** 3 ladder style panels, grooved into MDF
- Glazing:** Clear flat safety glass with flush beading
- Other:**  FD30 Fire doors
FSC® Certified
Rebated door pairs can be ordered from stock (not bi-fold) with a short lead time. Contact us for fire door options.

Mistral White



Size (mm)	Code
PRIMED	
1981 610 35	LMIS20
1981 686 35	LMIS23
1981 762 35	LMIS26
1981 838 35	LMIS29
2040 526 40	LMIS526
2040 626 40	LMIS626
2040 726 40	LMIS726
2040 826 40	LMIS826
1981 686 44	LMIS23FD30 
1981 762 44	LMIS26FD30 
1981 838 44	LMIS29FD30 
2040 726 44	LMIS726FD30 
2040 826 44	LMIS826FD30 
2040 926 44	LMIS926FD30 

Mistral White is also available in Oak and Walnut, see pages 27 & 61.



Mistral White Glazed

Mistral White Glazed



Size (mm)	Code
PRIMED	
1981 686 35	LMIS23G
1981 762 35	LMIS26G
1981 838 35	LMIS29G
2040 626 40	LMIS626G
2040 726 40	LMIS726G
2040 826 40	LMIS826G

Glazed fire doors with raised beading available to order.

Mistral White Bi-fold





Mistral White Bi-fold is also available in Oak, see page 27.



Size (mm)	Code
PRIMED	
1981 762 35	LMISBF26

Easy to install into existing linings, supplied ready hinged with pivots, brackets and a sliding track. Note: door opening size is listed and that the actual bi-fold supplied is slightly smaller to accommodate tracking.

 Bespoke options
 Standard core construction



Imperial

*Adding the
finishing touch...*
see page 116



*Make a
statement with a
pocket door system*
see page 112

Finish: White primed

Style: MDF face with feature grooves

Glazing: Clear flat safety glass with flush beading
Dominion: Etched flat safety glass with clear rectangular pattern and raised beading

Other: 🔥 FD30 Fire doors


FSC® Certified

Rebated door pairs can be ordered from stock (not bi-fold) with a short lead time. Contact us for fire door options.

Bi-folds are easy to install into existing linings, supplied ready hinged with pivots, brackets and a sliding track. Please note that the door opening size is listed and that the actual bi-fold supplied is slightly smaller to accommodate tracking.



Adelphi




Size (mm)	Code
PRIMED	
1981 610 35	LADE20
1981 686 35	LADE23
1981 762 35	LADE26
1981 838 35	LADE29
1981 686 44	LADE23FD30 🔥
1981 762 44	LADE26FD30 🔥
1981 838 44	LADE29FD30 🔥

Adelphi Bi-fold



Size (mm)	Code
PRIMED	
1981 762 35	LADEBF26

Dominion



Size (mm)	Code
PRIMED	
1981 686 35	LDOM23
1981 762 35	LDOM26
1981 838 35	LDOM29
1981 762 44	LDOM26FD30 🔥
1981 838 44	LDOM29FD30 🔥

Imperial



Size (mm)	Code
PRIMED	
1981 610 35	LIMP20
1981 686 35	LIMP23
1981 762 35	LIMP26
1981 838 35	LIMP29
1981 686 44	LIMP23FD30 🔥
1981 762 44	LIMP26FD30 🔥
1981 838 44	LIMP29FD30 🔥

Regent



Size (mm)	Code
PRIMED	
1981 686 35	LREG23
1981 762 35	LREG26
1981 838 35	LREG29

Arcadian



Size (mm)	Code
PRIMED	
1981 686 35	LARC23
1981 762 35	LARC26
1981 838 35	LARC29

Eclipse



Size (mm)	Code
PRIMED	
1981 610 35	LECL20
1981 686 35	LECL23
1981 762 35	LECL26
1981 838 35	LECL29
1981 686 44	LECL23FD30 🔥
1981 762 44	LECL26FD30 🔥
1981 838 44	LECL29FD30 🔥

Oriole



Size (mm)	Code
PRIMED	
1981 686 35	LORI23
1981 762 35	LORI26
1981 838 35	LORI29

Matching door pairs cannot be guaranteed

Bespoke options

Standard core construction



Apollo

- Finish:** White primed
- Style:** Apollo/Barbican: MDF face with ladder style feature grooves
Savoy/Phoenix: Grooved cottage style central panel
Ripple: Textured effect
- Glazing:** Barbican: Etched flat safety glass with clear rectangular pattern and raised beading
Clear flat safety glass with flush (Ripple) and raised (Phoenix) beading
- Other:** 🔥 FD30 Fire doors
FSC® Certified
Rebated door pairs can be ordered from stock (not Ripple) with a short lead time. Contact us for fire door options.

Apollo



Barbican



Size (mm)	Code
PRIMED	
1981 610 35	LAP020
1981 686 35	LAP023
1981 762 35	LAP026
1981 838 35	LAP029
1981 686 44	LAP023FD30 🔥
1981 762 44	LAP026FD30 🔥
1981 838 44	LAP029FD30 🔥

Size (mm)	Code
PRIMED	
1981 686 35	LBAR23
1981 762 35	LBAR26
1981 838 35	LBAR29
1981 762 44	LBAR26FD30 🔥
1981 838 44	LBAR29FD30 🔥

- Bespoke options
- Semi-solid core construction
- Standard core construction



Savoy



Size (mm)	Code
PRIMED	
1981 610 35 LSAV20	
1981 686 35 LSAV23	
1981 762 35 LSAV26	
1981 838 35 LSAV29	
1981 762 44 LSAV26FD30	🔥
1981 838 44 LSAV29FD30	🔥

Phoenix



Size (mm)	Code
PRIMED	
1981 686 35 LPHO23	
1981 762 35 LPHO26	
1981 838 35 LPHO29	



Ripple



Size (mm)	Code
PRIMED	
1981 610 35 RIP20	
1981 686 35 RIP23	
1981 762 35 RIP26	
1981 838 35 RIP29	
1981 686 45 RIP23FD30	🔥
1981 762 45 RIP26FD30	🔥
1981 838 45 RIP29FD30	🔥

Ripple Glazed




Size (mm)	Code
PRIMED	
1981 686 35 RIP23G	
1981 762 35 RIP26G	
1981 838 35 RIP29G	



- Finish:** Premium primed
Style: MDF face with feature grooves
Other: 🔥 Certifire FD30 Fire doors
 Rebated door pairs can be ordered from stock (not fire doors) with a short lead time.

Elektra




Size (mm)	Code
PRIMED	
1981 610 35	LELE20
1981 686 35	LELE23
1981 762 35	LELE26
1981 838 35	LELE29
1981 686 44	LELE23FD30 🔥
1981 762 44	LELE26FD30 🔥
1981 838 44	LELE29FD30 🔥

Aster



Size (mm)	Code
PRIMED	
1981 610 35	LAST20
1981 686 35	LAST23
1981 762 35	LAST26
1981 838 35	LAST29
1981 686 44	LAST23FD30 🔥
1981 762 44	LAST26FD30 🔥
1981 838 44	LAST29FD30 🔥

Fortune



Size (mm)	Code
PRIMED	
1981 610 35	LFOR20
1981 686 35	LFOR23
1981 762 35	LFOR26
1981 838 35	LFOR29
1981 686 44	LFOR23FD30 🔥
1981 762 44	LFOR26FD30 🔥
1981 838 44	LFOR29FD30 🔥

Adding the finishing touch...
 see page 116





Novello

Lyric




Size (mm)	Code
PRIMED	
1981 610 35	LLYR20
1981 686 35	LLYR23
1981 762 35	LLYR26
1981 838 35	LLYR29
1981 686 44	LLYR23FD30
1981 762 44	LLYR26FD30
1981 838 44	LLYR29FD30

Novello



Size (mm)	Code
PRIMED	
1981 610 35	LNOV20
1981 686 35	LNOV23
1981 762 35	LNOV26
1981 838 35	LNOV29
1981 762 44	LNOV26FD30
1981 838 44	LNOV29FD30

Criterion



Size (mm)	Code
PRIMED	
1981 610 35	LCRI20
1981 686 35	LCRI23
1981 762 35	LCRI26
1981 838 35	LCRI29
1981 686 44	LCRI23FD30
1981 762 44	LCRI26FD30
1981 838 44	LCRI29FD30



Make a statement with a pocket door system see page 112



*Adding the
finishing touch...*
see page 116



*Make a
statement with a
pocket door system*
see page 112

View Video ▼

Axis White

- Finish:** White primed
- Style:** Wide shaker panel design
Axis Ripple: Textured ripple effect centre panel
- Glazing:** Clear flat safety glass
- Other:** 🔥 FD30 Fire doors
FSC® Certified
Rebated door pairs can be ordered from stock (not fire doors or bi-folds) with a short lead time.



Axis White



Size (mm)	Code
PRIMED	
1981 610 35 SAXI20	
1981 686 35 SAXI23	
1981 762 35 SAXI26	
1981 838 35 SAXI29	
1981 686 44 SAXI23FD30 🔥	
1981 762 44 SAXI26FD30 🔥	
1981 838 44 SAXI29FD30 🔥	

Axis White Glazed



Size (mm)	Code
PRIMED	
1981 686 35 SAXI23G	
1981 762 35 SAXI26G	
1981 838 35 SAXI29G	

Axis White Bi-fold



Size (mm)	Code
PRIMED	
1981 762 35 SAXIBF26	

Axis White Glazed Bi-fold



Size (mm)	Code
PRIMED	
1981 762 35 SAXIBFG26	

Axis White Ripple

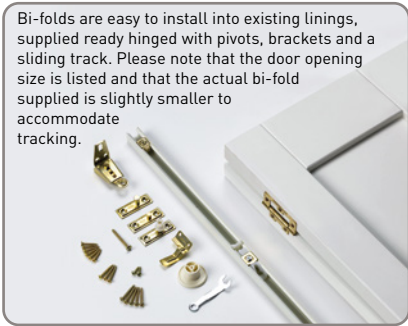


Size (mm)	Code
PRIMED	
1981 610 35 SAXIRIP20	
1981 686 35 SAXIRIP23	
1981 762 35 SAXIRIP26	
1981 838 35 SAXIRIP29	

Axis White is also available in Oak and Walnut, see pages 45 & 65.



- Solid core construction
- Semi-solid core construction



Bi-folds are easy to install into existing linings, supplied ready hinged with pivots, brackets and a sliding track. Please note that the door opening size is listed and that the actual bi-fold supplied is slightly smaller to accommodate tracking.



Axis Ripple centre panel





Geo

Finish: White primed
Style: Recessed flat panels
Glazing: Clear flat safety glass
Other: 🔥 FD30 Fire doors
 FSC® Certified
 Rebated door pairs can be ordered from stock (not fire doors) with a short lead time.

Make a statement with a pocket door system
 see page 112

Adding the finishing touch...
 see page 116



-  Solid core construction
-  Semi-solid core construction

Geo




Size (mm)			Code
PRIMED			
1981 610 35		SGE020	
1981 686 35		SGE023	
1981 762 35		SGE026	
1981 838 35		SGE029	
1981 686 44		SGE023FD30	🔥
1981 762 44		SGE026FD30	🔥
1981 838 44		SGE029FD30	🔥

Geo Glazed



Size (mm)			Code
PRIMED			
1981 686 35		SGE023G	
1981 762 35		SGE026G	
1981 838 35		SGE029G	

Eccentro



Size (mm)			Code
PRIMED			
1981 610 35		SECC20	
1981 686 35		SECC23	
1981 762 35		SECC26	
1981 838 35		SECC29	
1981 686 44		SECC23FD30	🔥
1981 762 44		SECC26FD30	🔥
1981 838 44		SECC29FD30	🔥



Rushmore White

Eccentro Glazed



Size (mm)	Code
PRIMED	
1981 686 35	SECC23G
1981 762 35	SECC26G
1981 838 35	SECC29G

NEW Rushmore White



Size (mm)	Code
PRIMED	
1981 610 35	CRUS20
1981 686 35	CRUS23
1981 762 35	CRUS26
1981 838 35	CRUS29
1981 686 44	CRUS23FD30 🔥
1981 762 44	CRUS26FD30 🔥
1981 838 44	CRUS29FD30 🔥

NEW Rushmore White Glazed



Size (mm)	Code
PRIMED	
1981 762 35	CRUSTL26

Rushmore White is also available in Oak, see page 47.



Barbados



Size (mm)	Code
PRIMED	
1981 610 35	CBAR20
1981 686 35	CBAR23
1981 762 35	CBAR26
1981 838 35	CBAR29
1981 686 44	CBAR23FD30 🔥
1981 762 44	CBAR26FD30 🔥
1981 838 44	CBAR29FD30 🔥

Dominica



Size (mm)	Code
PRIMED	
1981 686 35	CDOMI23
1981 762 35	CDOMI26
1981 838 35	CDOMI29



Aurora Clear Glazed

- Finish** White primed
- Style:** Aurora: retro sunshine door
Antigua: Full recessed flat panel
- Glazing:** Clear flat safety glass, with additional etched option for Aurora
- Other:** 🔥 FD30 Fire doors
FSC® Certified
Rebated door pairs can be ordered from stock (not fire doors or bi-folds) with a short lead time.



Aurora Etched Glazed has opaque etched glass

Aurora



Size (mm)	Code
PRIMED	
1981 686 35	CAUR23
1981 762 35	CAUR26
1981 838 35	CAUR29

Aurora Clear Glazed



Size (mm)	Code
PRIMED	
1981 686 35	CAUR23G
1981 762 35	CAUR26G

Aurora Etched Glazed



Size (mm)	Code
PRIMED	
1981 686 35	CAUR23ETCG
1981 762 35	CAUR26ETCG



Antigua

Tobago

Antigua Bi-fold

Tobago Bi-fold



Size (mm)	Code
PRIMED	
1981 610 35	CANTI20
1981 686 35	CANTI23
1981 762 35	CANTI26
1981 838 35	CANTI29
1981 686 44	CANTI23FD30
1981 762 44	CANTI26FD30
1981 838 44	CANTI29FD30



Size (mm)	Code
PRIMED	
1981 686 35	CTOB23
1981 762 35	CTOB26
1981 838 35	CTOB29
1981 762 44	CTOB26FD30
1981 838 44	CTOB29FD30



Tobago FD30 fire door has raised beading



Size (mm)	Code
PRIMED	
1981 762 35	CANTIBF26



Size (mm)	Code
PRIMED	
1981 762 35	CTOBBF26

Bi-folds are easy to install into existing linings, supplied ready hinged with pivots, brackets and a sliding track. Please note that the door opening size is listed and that the actual bi-fold supplied is slightly smaller to accommodate tracking.



Montserrat

*Adding the
finishing touch...*
see page 116



*Make a
statement with a
pocket door system*
see page 112

Finish: White primed
Style: Recessed flat panels
Jamaica/Trinidad includes decorative muntins.
Glazing: Clear flat safety glass
Other: 🔥 FD30 Fire doors
FSC® Certified
Rebated door pairs can be ordered from stock
(not fire doors or bi-folds) with a short lead time.

Montserrat



Size (mm)	Code
PRIMED	
1981 610 35	CMON20
1981 686 35	CMON23
1981 762 35	CMON26
1981 838 35	CMON29
1981 610 44	CMON20FD30 🔥
1981 686 44	CMON23FD30 🔥
1981 762 44	CMON26FD30 🔥
1981 838 44	CMON29FD30 🔥

View Video ▾

Jamaica



Size (mm)	Code
PRIMED	
1981 610 35	CJAM20
1981 686 35	CJAM23
1981 762 35	CJAM26
1981 838 35	CJAM29
1981 686 44	CJAM23FD30 🔥
1981 762 44	CJAM26FD30 🔥
1981 838 44	CJAM29FD30 🔥

Trinidad



Size (mm)	Code
PRIMED	
1981 686 35	CTRI23
1981 762 35	CTRI26
1981 838 35	CTRI29

Cayman



Size (mm)	Code
PRIMED	
1981 686 35	CCAY23
1981 762 35	CCAY26
1981 838 35	CCAY29

Montserrat Bi-fold




Size (mm)	Code
PRIMED	
1981 762 35	CMONBF26

Cayman Bi-fold



Size (mm)	Code
PRIMED	
1981 762 35	CCAYBF26

Bi-folds are easy to install into existing linings, supplied ready hinged with pivots, brackets and a sliding track. Please note that the door opening size is listed and that the actual bi-fold supplied is slightly smaller to accommodate tracking.

 Solid core construction



Quattro

Important:

Moulded panel doors are vulnerable to high humidity. Make sure plasterwork etc. has been allowed to dry out sufficiently before fitting them in new or refurbished homes.


Adding the finishing touch...

see page 116




Make a statement with a pocket door system

see page 112

- Finish:** White primed grained effect
Quattro: smooth effect
- Style:** Moulded panel
- Glazing:** Clear flat safety glass with flush beading
Andorra: etched with clear rectangular pattern
Cottage: clear with etched lines
- Other:**  FD30 Fire doors
FSC® Certified

Colour Options paint service

Looking to paint your doors a different colour?
Let us take the hassle away and arrange for your doors to be professionally spray painted.



Our White Moulded doors are suitable for this service – look out for the  icon.

Contact us with your preferred RAL Classic colour reference and we'll do the rest!




See pages 12-13 for more information.

Quattro



-  Standard core construction
 Colour Options Service



Size (mm)	Code
PRIMED SMOOTH	
1981 610 35	QUA20
1981 686 35	QUA23
1981 711 35	QUA24
1981 762 35	QUA26
1981 838 35	QUA29
1981 686 44	QUA23FD30 
1981 762 44	QUA26FD30 
1981 838 44	QUA29FD30 







Quattro Glazed




Size (mm)	Code
PRIMED SMOOTH	
1981 686 35	QUA4L23
1981 762 35	QUA4L26
1981 838 35	QUA4L29




Caprice



Size (mm)	Code
PRIMED GRAINED	
1981 610 35	CAP20
1981 686 35	CAP23
1981 762 35	CAP26
1981 838 35	CAP29
2040 726 40	CAP726
2040 826 40	CAP826
1981 610 44	CAP20FD30 
1981 686 44	CAP23FD30 
1981 762 44	CAP26FD30 
1981 838 44	CAP29FD30 
2040 726 44	CAP726FD30 
2040 826 44	CAP826FD30 

Cottage 5



Size (mm)	Code
PRIMED GRAINED	
1981 610 35	MCOT520
1981 686 35	MCOT523
1981 762 35	MCOT526
1981 838 35	MCOT529
1981 686 44	MCOT523FD30 
1981 762 44	MCOT526FD30 
1981 838 44	MCOT529FD30 

Andorra



Size (mm)	Code
PRIMED GRAINED	
1981 686 35	CAPAND23
1981 762 35	CAPAND26
1981 838 35	CAPAND29

Cottage 1 Light



Size (mm)	Code
PRIMED GRAINED	
1981 686 35	MCOT51L23
1981 762 35	MCOT51L26
1981 838 35	MCOT51L29



Canterbury (grained), painted in RAL 7003 Moss Grey

Important:

Moulded panel doors are vulnerable to high humidity. Make sure plasterwork etc. has been allowed to dry out sufficiently before fitting them in new or refurbished homes.

Finish: White primed grained effect

Style: Moulded panel

Glazing: Faro: clear flat safety glass with flush beading

Decca: clear flat safety glass with etched lines and flush beading

Decima: clear bevelled safety glass with brushed chrome camings and raised perimeter beading

Other: 🔥 FD30 Fire doors

FSC® Certified

Faro



Size (mm)	Code
PRIMED GRAINED	
1981 686 35	CAPFAR23
1981 762 35	CAPFAR26
1981 838 35	CAPFAR29
1981 762 44	CAPFAR26FD30 🔥
1981 838 44	CAPFAR29FD30 🔥

Decima



Size (mm)	Code
PRIMED GRAINED	
1981 686 35	CCAPDEC23
1981 762 35	CCAPDEC26
1981 838 35	CCAPDEC29


Decca



Size (mm)	Code
PRIMED GRAINED	
1981 686 35	DEC23
1981 762 35	DEC26
1981 838 35	DEC29

Adding the finishing touch...

see page 116

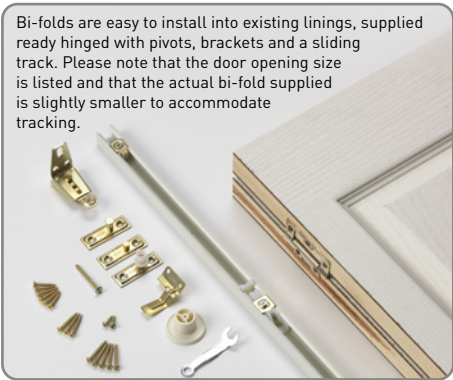


Faro FD30 has clear flat safety glass with etched lines and raised perimeter beading.

Standard core construction

Colour Options Service
(not suitable for smooth finish doors)

- Finish** White primed grained and smooth effect
- Style:** Moulded panel
- Glazing:** Canterbury 2 Light & Bi-fold
Grained: etched flat safety glass with clear diamond pattern lines and flush beading
Smooth: clear flat safety glass with flush beading
Canterbury 2 Light FD30: Clear flat fire glass with raised beading
- Other:** 🔥 FD30 Fire doors
FSC® Certified



Bi-folds are easy to install into existing linings, supplied ready hinged with pivots, brackets and a sliding track. Please note that the door opening size is listed and that the actual bi-fold supplied is slightly smaller to accommodate tracking.

Canterbury Bi-fold



Size (mm)	Code
PRIMED GRAINED	
1981 610 35	CANBF20
1981 762 35	CANBF26

Canterbury Glazed Bi-fold



Size (mm)	Code
PRIMED GRAINED	
1981 762 35	CANBFLT26

Canterbury




2 panel



Size (mm)	Code
PRIMED GRAINED 2 PANEL	
1981 457 35	CAN16
1981 533 35	CAN19
2040 526 40	CAN526

PRIMED GRAINED	
1981 610 35	CAN20
1981 686 35	CAN23
1981 711 35	CAN24
1981 762 35	CAN26
1981 838 35	CAN29
2032 813 35	CAN28
2040 626 40	CAN626
2040 726 40	CAN726
2040 826 40	CAN826
1981 610 44	CANHH20 🔥
1981 686 44	CANHH23 🔥
1981 762 44	CANHH26 🔥
1981 838 44	CANHH29 🔥
2032 813 44	CANHH28 🔥
2040 726 44	CANHH726 🔥
2040 826 44	CANHH826 🔥
2040 926 44	CANHH926 🔥

Grained



Smooth



2 Light: Smooth with clear glass




Canterbury 2 Light FD30




Size (mm)	Code
PRIMED GRAINED	
1981 762 44	CANGL26FD30 🔥
1981 838 44	CANGL29FD30 🔥

Canterbury 2 Light



Size (mm)	Code
PRIMED GRAINED ETCHED GLASS	
1981 686 35	CANGL23
1981 762 35	CANGL26
1981 838 35	CANGL29
2032 813 35	CANGL28
2040 726 40	CANGL726
PRIMED SMOOTH CLEAR GLASS	
1981 686 35	SMCANGLC23
1981 762 35	SMCANGLC26
1981 838 35	SMCANGLC29


Finish: White primed grained effect
Style: Moulded panel
Glazing: Clear flat safety glass with flush beading
Other:  FD30 Fire doors
 FSC® Certified
 Pairs: rebated meeting stiles, right hand open away

Adding the finishing touch...
 see page 116
 

Make a statement with a pocket door system
 see page 112

Colour Options paint service

Looking to paint your doors a different colour?
 Let us take the hassle away and arrange for your doors to be professionally spray painted.




Our White Classic doors are suitable for this service – look out for the  icon.

Contact us with your preferred RAL Classic colour reference and we'll do the rest!

See pages 12-13 for more information.

Classique



Size (mm)	Code
PRIMED GRAINED	
1981 533 35	CLA19
1981 610 35	CLA20
1981 686 35	CLA23
1981 711 35	CLA24
1981 762 35	CLA26
1981 838 35	CLA29
2032 813 35	CLA28
2040 726 40	CLA726
2040 826 40	CLA826
1981 686 44	CLAHH23 
1981 762 44	CLAHH26 
1981 838 44	CLAHH29 

Classique Bi-fold



Size (mm)	Code
PRIMED GRAINED	
1981 610 35	CLABF20
1981 762 35	CLABF26

Classique 6 Light



Size (mm)	Code
PRIMED GRAINED	
1981 686 35	CLAGLS23
1981 762 35	CLAGLS26
1981 838 35	CLAGLS29
2032 813 35	CLAGLS28

Classique 6 Light Pairs






Size (mm)	Code
PRIMED GRAINED	
1981 1220 35	CLAGLSR40

Bi-folds are easy to install into existing linings, supplied ready hinged with pivots, brackets and a sliding track. Please note that the door opening size is listed and that the actual bi-fold supplied is slightly smaller to accommodate tracking.




Useful Tip:

For a better finish on any primed door we recommend a light sanding to remove any nibs or marks prior to finishing.

-  Solid core construction
-  Standard core construction
-  Colour Options Service (not suitable for smooth finish doors)

- Finish:** White primed
Edwardian: grained effect
Colonist: grained & smooth effect
- Style:** Moulded panel
- Glazing:** Edwardian: etched flat safety glass with clear diamond pattern lines and flush beading
- Other:** 🔥 FD30 Fire doors
FSC® Certified



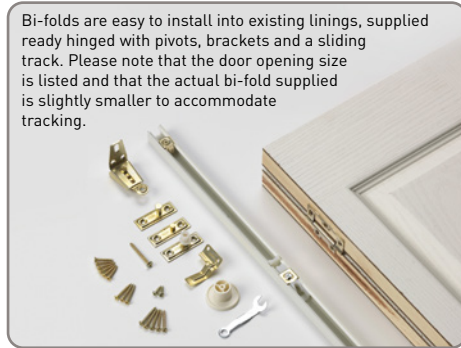
Colonist



3 panel



Colonist Bi-fold




Bi-folds are easy to install into existing linings, supplied ready hinged with pivots, brackets and a sliding track. Please note that the door opening size is listed and that the actual bi-fold supplied is slightly smaller to accommodate tracking.

Edwardian



Size (mm)	Code
PRIMED GRAINED	
1981 610 35	ED20
1981 686 35	ED23
1981 762 35	ED26
1981 838 35	ED29
2032 813 35	ED28
1981 762 44	EDHH26 🔥
1981 838 44	EDHH29 🔥
2032 813 44	EDHH28 🔥

Edwardian 2 Light



Size (mm)	Code
PRIMED GRAINED	
1981 686 35	EDGLS23
1981 762 35	EDGLS26
1981 838 35	EDGLS29

Size (mm)	Code
PRIMED GRAINED 3 PANEL	
1981 457 35	COL16
1981 533 35	COL19
2040 526 40	COL526

PRIMED GRAINED	
1981 610 35	COL20
1981 686 35	COL23
1981 711 35	COL24
1981 762 35	COL26
1981 838 35	COL29
2032 813 35	COL28
2040 626 40	COL626
2040 726 40	COL726
2040 826 40	COL826
1981 610 44	COLHH20 🔥
1981 686 44	COLHH23 🔥
1981 762 44	COLHH26 🔥
1981 838 44	COLHH29 🔥
2032 813 44	COLHH28 🔥
2040 726 44	COLHH726 🔥
2040 826 44	COLHH826 🔥
2040 926 44	COLHH926 🔥

Size (mm)	Code
PRIMED SMOOTH 3 PANEL	
1981 457 35	SMCOL16
1981 533 35	SMCOL19

PRIMED SMOOTH	
1981 610 35	SMCOL20
1981 686 35	SMCOL23
1981 762 35	SMCOL26
1981 838 35	SMCOL29
2032 813 35	SMCOL28
1981 686 44	SMCOLHH23 🔥
1981 762 44	SMCOLHH26 🔥
1981 838 44	SMCOLHH29 🔥
2032 813 44	SMCOLHH28 🔥

Size (mm)	Code
PRIMED GRAINED	
1981 762 35	COLBF26
1981 914 35	COLBF30

Important:


Moulded panel doors are vulnerable to high humidity. Make sure plasterwork etc. has been allowed to dry out sufficiently before fitting them in new or refurbished homes.

POCKET DOOR SYSTEMS



Colorado

[View Video](#) ▼



*We always recommend using a professional fitter.

A pocket door system that enables doors to slide conveniently into a wall cavity and save space whilst looking incredibly stylish.

Easy to install* with a rigid frame, our pocket door systems are supplied pre-assembled so that they can be fitted in half the time of other brands.

Available for both single and double door situations in a selection of sizes, almost all of JB Kind's internal doors are suitable for use as a pocket door. You can also choose from a selection of pocket door accessories too!

Key features:

- Easy to install* rigid frame, supplied pre-assembled
- Fitted in half the time of other brands
- Designed for stud and plasterboard
- Door is fitted after all installation and decoration has been completed, avoiding any potential damage to your door.
- Door choice can be changed in the future without structural alteration to the wall.
- Compatible sliding door hardware available
- Available in single and double format

Pocket door cassette:

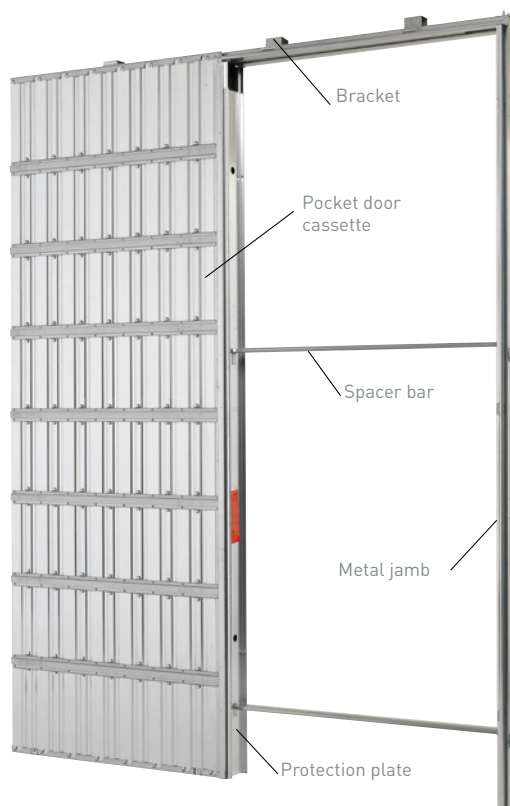
The cassette structure is made from 0.5mm galvanised steel, with the sides formed from single pieces of pressed steel which is corrugated for complete stability. Transverse ribs fixed to the corrugations further re-inforce the structure and allow fixing of plasterboard direct to the cassette. The internal pocket cavity is protected by a cover during installation.

Spacer bars:

Twin spacer bars are supplied that are fixed between the cassette and jamb during installation to ensure the structure remains square.

Specifications:

Suits door thickness 35mm with a maximum door weight 80Kg.





Mistral Walnut

How to order a Pocket Door System: Your step by step guide

STEP 1

Single or Double Pocket Door System

Use our size guide tables to check your requirements. For a double pocket door, you will need to purchase two single pocket door systems and a double leaf conversion kit.

STEP 2

Choose your door design

The majority of our door designs are suitable for use as pocket doors. However, some doors that have raised mouldings and 44mm fire doors are not suitable. Please get in touch if you're in any doubt.

STEP 3

Timber accessory kits

You will need an accessory kit as the pocket door system cannot be installed without one. Choose from either white primed or varnished oak, available for both single and double options.

STEP 4

Door Grooving

The bottom edge of the door will need to be grooved to fit in the floor guide of a pocket system.

If required, our in-house joinery workshop can pre-groove your doors prior to delivery, for a small charge.

STEP 5

Optional accessories

Automatic Door Closer: is a self-closing system that enables the door to glide into place automatically after being opened.

Double simultaneous operator: enables a double pocket door to open and close simultaneously.

Soft-close damper unit: applies a brake making sure that the door moves slowly and smoothly to a close.

STEP 6

Door furniture

Choose from either a bathroom privacy lock or flush door pull.

STEP 7

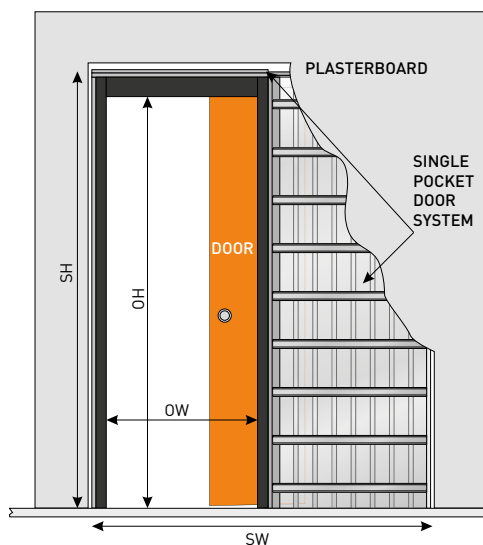
Finding a JB Kind door supplier

Take a look at the Supplier Locator on our website or approved Online Partners.

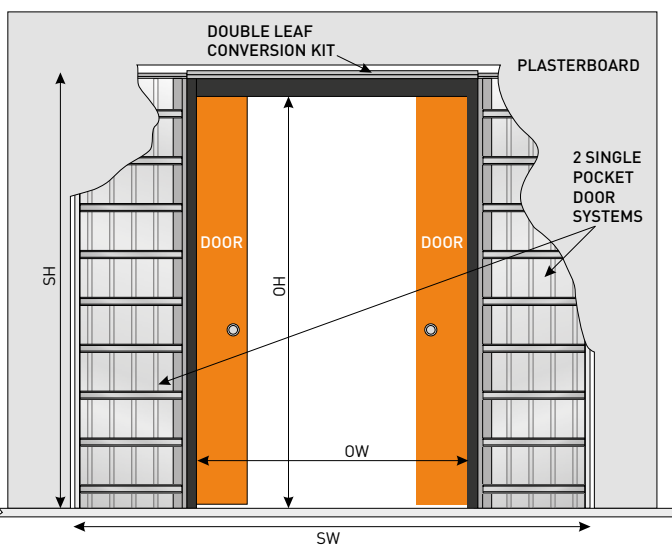
Once you've chosen a place to purchase from, then just hand over all of your requirements and your doors and pocket systems should be with you in no time!

If you do have any questions, our expert JB Kind team is on hand to help you out, just call **01283 554197** or email info@jbkind.com

Single Pocket Door



Double Pocket Door



Single and Double Pocket Door – Size Guide

Door Size (individual)		Clear Opening Size (walkthrough area)			Structural Opening Size of the Unit			Finished Wall Thickness
Width	Height	Single	Double	Height	Single	Double	Height	
mm	mm	Width (OW)	Width (OW)	(OH)	Width (SW)	Width (SW)	(SH)	mm
686	1981	650	1300	1970	1425	2742	2075	125
762	1981	740	1500	1970	1625	3142	2075	125
838	1981	800	1600	1970	1725	3342	2075	125
915	1981	890	1800	1970	1925	3742	2075	125

Single Pocket Door System

Code	Door Size	
(mm)	Width	Height
POCSYSSGL686	686	1981
POCSYSSGL762	762	1981
POCSYSSGL838	838	1981
POCSYSSGL915	915	1981

Double Pocket Door Conversion Kit*

Code	Single Door Size	
(mm)	Width	Height
DBLLEAFKIT686	686	1981
DBLLEAFKIT762	762	1981
DBLLEAFKIT838	838	1981
DBLLEAFKIT915	915	1981

*For a double pocket door you will need to purchase two single pocket door systems and a double leaf conversion kit.
eg. 2 x POCSSYSSGL686 and 1 x DBLLEAFKIT686

Additional Accessories



Code

SCDAMPER	Soft close damper unit
ACLOSER	Automatic door closer
DBLSIMOP	Double simultaneous operator
CIRCPULL	Flush Door Pull Pack (satin stainless steel, includes 2 circular flush pulls and a round finger pull for the door edge)
CIRCBATHLOCK	Bathroom Door Hook Lock Pack (satin stainless steel, includes turn and release, hook latch, adjustable keep and finger pull)

Timber Accessory Kits


Available in either white primed or varnished oak, Accessory Kits are required to complete pocket door installation.



Single pocket door kit (shown in oak)

Includes: 2 x cover moulds with brush seals, header cover and jamb with seals

Code	Oak Varnished
SGLVOAC	single pocket door kit
DBLVOAC	double pocket door kit



Double pocket door kit (shown as white primed)

Includes: 4 x cover moulds with brush seals and 2 x header covers

Code	White Primed
SGLWPRIAC	single pocket door kit
DBLWPRIAC	double pocket door kit

DOOR HANDLE PACKS

Door Handle Latch Packs the perfect partner for your JB Kind doors

Enjoy the convenience of a stylish door handle latch pack, supplied with everything that you need to fit your door in one box. Each pack comes with a pair of handles, a smartlatch, a choice of keeps and three quality stainless steel ball bearing hinges.

Privacy latch packs with revolutionary push button, available in all handle styles. No requirement to purchase or fit a separate bathroom lock.




With a 10 year parts and mechanism guarantee, the premium stainless steel and zinc diecast construction provides that all important peace of mind.

PLEASE NOTE: the hinges provided in our latch packs are not suitable for use with fire doors. Fire door hinges are available separately, call 01283 554197 for details.

Smartlatch: Fit in under five minutes

Step one: Using a 25mm drill bit, bore out to 75mm in depth.



Step three: Then simply insert the latch.



Step two: Using the same drill bit, drill the hole for the spindle.



Step four: Fit handles.



Roller Polished and satin chrome finish



Blade Satin chrome finish



Wave Polished chrome finish



Drift Polished chrome and satin nickel finish



Curl Polished chrome and satin nickel finish




Tube Satin chrome finish



Each pack includes



+



+



SMARTLATCH



Style	Standard latch pack	Privacy latch pack
ROLLER	IROLLP	IROLPP
WAVE	IWAVLP	IWAVPP
CURL	ICURLP	ICURPP
BLADE	IBLALP	IBLAPP
DRIFT	IDRILP	IDRIPP
TUBE	ITUBLP	ITUBPP

NEW Raven Black matt finish

Black Door Handle Latch Packs, the perfect partner for your Urban Industrial doors

Enjoy the smooth curved design and matt black finish of the Raven door handle that is ideal for a contemporary setting. The handle packs* come with bolt through latches, black hinges and facings, as well as all fixings and a bathroom turn/release for the privacy set.



Raven Standard Latch Pack



Style
RAVEN Standard latch pack
RAVLP

Raven Privacy Latch Pack



Privacy latch pack
RAVPP

*Raven handle packs do not include a smart latch.

EXTERNAL EXTREME



Tigris Glazed Extreme, shown painted

[View Video](#) ▼

Our External Extreme door range has revolutionised the replacement front door market!

Constructed with an exceptionally durable and dimensionally stable top layer of MEDITE®TRICOYA®EXTREME and sealed with a factory applied paint finish, ensuring that the doors can withstand all weathers – and to illustrate just how confident we are, we issue every External Extreme door with a 10 year guarantee!

All External Extreme doors are:

- Weather resistant
- Supplied with a 10 year guarantee
- Suitable for fitting in a day!
- Supplied with a weather bar
- Perfect for over painting



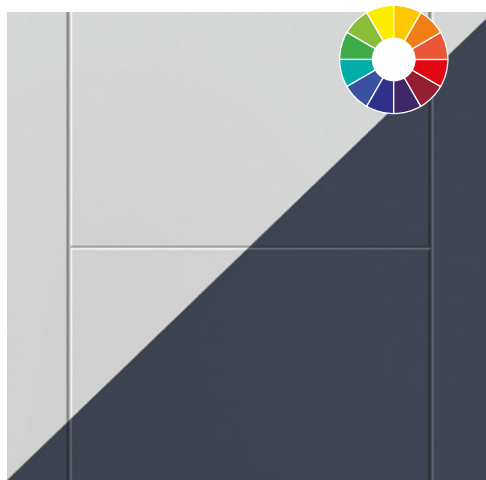
Please refer to jbkind.com for further details

Colour Options paint service

Front door colours are very much a personal choice. External Extreme doors are supplied pre-finished in white but can be easily over painted, should you wish to achieve a specific colour.

Let us take the hassle away

Tell us your preferred RAL Classic colour reference and we will arrange for your door to be spray painted with a quality exterior finish. See [pages 12-13](#).



Traditionally used for cladding and facias, MEDITE®TRICOYA®EXTREME's hard-wearing and weather resistant properties make it perfect for use within the structure of external doors.



DURABLE
Longer lasting, perfect for external use.



PERFECT FOR COATING
Improved stability and durability enhances service life of the coating. Damaged coating will not affect the core.



SUSTAINABLY SOURCED
FSC® Certified. Wood used from sustainable sources.



ENHANCED STABILITY
Swelling and shrinking dramatically reduced.



LOWER MAINTENANCE COSTS
Extended periods between exterior coatings maintenance.



RESISTANT TO FUNGAL DECAY
Effective barrier to fungal decay.




Tigris Glazed Extreme, shown painted

- Finish:** Pre-finished white
- Style:** Tigris: Grooved ladder style panels
Thames: Grooved cottage style panels
Colonial/2XG: Raised panels
- Glazing:** Pilkington™ double glazed units
Tigris/Colonial: opal flat glass
Thames/2XG: clear flat glass
- Other:** Composite core
Weather bar included
FSC® Certified



Weather bar

 Colour Options Service

Tigris Extreme



U Value 1.4




Size (mm)	Code
PRE-FINISHED	
1981 838 44	EXTIG29

Tigris Glazed Extreme



U Value 1.6



Size (mm)	Code
PRE-FINISHED	
1981 838 44	EXTIG29G

Thames Extreme



U Value 1.4



Size (mm)	Code
PRE-FINISHED	
1981 838 44	EXTHA29



Colonial 4 Panel Glazed Extreme

Thames Glazed
Extreme

 U Value 1.6



Size (mm)	Code
PRE-FINISHED	
1981 838 44	EXTHA29G

Colonial 4 Panel
Extreme

 U Value 2.1



Size (mm)	Code
PRE-FINISHED	
1981 838 44	EX4P29

Colonial 4 Panel
Glazed Extreme

 U Value 2.0



Size (mm)	Code
PRE-FINISHED	
1981 838 44	EX4PTL29

2XG Extreme

 U Value 1.8



Size (mm)	Code
PRE-FINISHED	
1981 762 44	E2XG1P26G
1981 838 44	E2XG1P29G

Essential Door Care & Maintenance Advice

The principal enemy of timber doors is excess exposure to moisture or dryness. Having left our custody, we have no control over the conditions to which they are subjected and to avoid any subsequent cause for disappointment, we strongly advise the following advice is heeded. If suitable care and treatment is not taken to prevent the free passage of moisture either into or out of the wooden door, stresses within timber may be released resulting in movement or distortions such as swelling, shrinking, warping, splitting, twisting or even discolouration. We are unable to accept any liability for any failings where they have arisen due to the free passage of moisture.

Storage

Upon receipt, check your doors carefully for condition and suitability, as claims made later may not be considered. Please store doors laid flat, fully supported off the floor with at least three full width bearers of the same dimension in a dry fully ventilated area, with protective packaging intact. Doors supplied unfinished should be thoroughly sealed on all faces and edges prior to the commencement of any joinery work, although first sizing them may be to advantage. We recommend that veneered doors are sealed using Manns Extra Tough Interior Varnish or Manns Door oil.

Wood finishes

There are numerous brands on the market and we fear many are formulated to achieve a low market price rather than quality. We have tested Manns Extra Tough Interior Varnish and Manns Door Oil which have produced excellent results. For this reason we strongly recommend the use of one of these two finishes to help protect the guarantee. Either of these two finishes will provide a lasting seal between component parts. Good quality solvent or acrylic finishes may be used, but check they are suitable for use with timber laminates or veneers. Follow the treatment manufacturer's instructions carefully and avoid over applying the treatment, particularly the first coat.

We recommend keeping a copy of the claims made for the product in the event it fails to perform. It is vital all finishing systems are applied equally to both sides and edges at the same time. Rapid changes in ambient moisture are extremely detrimental especially when unbalanced.

Natural oils such as Danish oil, tung oil and linseed oil are not suitable for use with any of our products. These solutions are penetrating oils and are not suitable for use with veneered doors. The application of a base coat stain or paint primer alone is not deemed to form a seal. Failures related to treatment will be assessed based on their application and the claims made by their manufacturer.

Installation

Check the door for suitability prior to commencing work. Claims made later may not be considered. When trimming doors, reduce them equally and not excessively from the top and bottom for height, to the hanging edge only for the width, if minimal, but equally with the meeting edge if a greater amount is necessary.

Recesses for hinges (3 No. 75mm internal, 3 No. 100mm external) and mortises for latch/locks etc. should be cut to the minimum recommended sizes. Panel door rail joints will be significantly weakened if mortises are located there. On completion remove doors, taking off all ironmongery and treat every cut/untreated surface liberally with a number of coats of an appropriate treatment before finally refitting. Remember to pay attention to all edges of your door, particularly any exposed end grain where the propensity for moisture is much greater.

Installation - Fire doors

When fitting our FD30 fire doors, please note that there are strict limitations about how much they can be trimmed and these must not be exceeded. Ironmongery used in the installation of fire doors must be strictly in accordance with the door's certification and appropriate for use with a fire door.

Internal door specific

We strongly advise against the installation of all types of timber doors into a building with recent plastered or screeded areas. Wet sites with enclosed unheated buildings represent extremely detrimental environments and must be thoroughly dry, without condensation, before doors are introduced. Even our pre-finished doors should not be exposed to inappropriate damp site conditions.

External door specific

Even in times past, it was never advisable or intended that timber entrance doors be fully

exposed to the worst elements of our climate, even if well coated. A South / South Westerly elevation is the worst direction for the prevailing weather and exposure to the hottest sun which can seriously degrade external doors.

We recommend they are set back from the front face of the building or covered by a canopy or porch way projecting not less than about 1.5m, regardless of elevation. Always fit with a suitable weatherboard regardless of frame cill type fitted, to prevent droplets of moisture hanging from the door bottom.

Future maintenance is most important to retain good appearance over many years and we recommend washing down with warm water and detergent every two to three years and re-coating.

Quality standards

All external and internal doors are supplied in accordance with BS EN 942:2007 "Timber in Joinery General Classification of Timber Quality", BS 5278:1976/EN25:1975 "Doors measurement of Dimensions and of Defects of Squareness of Door Leaves" and BS EN 951:1999 "Door leaves. Method for measurement of height, width, thickness and squareness".

Any claims against warranty relating to manufacture will be assessed strictly in accordance with the criteria contained within.

Any claims against warranty relating to storage, handling or installation of any of our doors will be assessed against guidelines contained within BS8000 part 5:1990 and British Standard Code of Practice CP151. JB Kind Terms and Conditions of Trading apply.

Safety Glass

To comply with building regulations all our pre-glazed doors meet the requirements of the European standards.

IMPORTANT

Wood is a natural material and variations in colour and graining should be expected. Note: With door pairs we cannot guarantee an exact veneer match.

Colours depicted are representative only and are reproduced as accurately as the printing process will allow.

For a perfect finish...

Applying a quality finish to your internal doors ensures their long term appearance and performance.

We recommend the following finishing products that have been tested on our unfinished oak internal doors with excellent results.

Please refer to www.mannsuk.com for more information and to purchase these products directly.

All-in-one natural hard wax oil that dries to a natural, clear matt finish.



Clear, water based varnish that is available in 4 sheen levels.



[View Video](#) ▾

INDEX - Doors & Accessories

2XG Extreme	External Extreme	121
Adelphi / Bi-fold	White Contemporary	93
Alabama Cinza / Glazed	Laminates	73
Alabama Fumo / Glazed	Laminates	72
Andorra	White Moulded	107
Antigua / Bi-fold	White Shaker	103
Apollo	White Contemporary	94
Arcadian	White Contemporary	93
Arden	Oak Classic	41
Ardosia / Glazed	Painted Finish	79
Aster	White Contemporary	96
Aurora / Glazed	White Shaker	102
Axis Oak / Glazed	Oak Shaker	45
Axis Ripple	White Shaker	99
Axis Walnut / Glazed	Walnut	65
Axis White / Glazed / Bi-folds	White Shaker	99
Barbados	White Shaker	101
Barbican	White Contemporary	94
Bela	Oak Contemporary	25
Belton / Glazed	White Classic	85
Blade	Door Handle Packs	117
Blenheim	Oak Contemporary	33
Canterbury / Glazed / Bi-folds	White Moulded	109
Caprice	White Moulded	107
Catton / Glazed	White Classic	87
Cayman / Bi-fold	White Shaker	105
Charnwood	Oak Classic	41
Chartwell	Oak Contemporary	33
Cherwell / Glazed	Oak Cottage	55
Churnet	Oak Classic	39
City Black / Glazed	Urban Industrial	19
City White / Glazed	Urban Industrial	19
Classique / Glazed / Pairs / Bi-fold	White Moulded	110
Clementine	Oak Contemporary	33
Colonial 4 Panel Extreme / Glazed	External Extreme	121
Colonist / Bi-fold	White Moulded	111
Colorado / Glazed	Laminates	75
Cottage 5 / Glazed	White Moulded	107
Criterion	White Contemporary	97
Curl	Door Handle Packs	117
Darwen	Oak Classic	43
Dean	Oak Classic	41
Decca	White Moulded	108
Decima	White Moulded	108
Derwent	Oak Classic	39
Diana	Oak Contemporary	35
Dominica	White Shaker	101
Dominion	White Contemporary	93
Internal Doorsets	Bespoke Options	14-15
Dove / Pairs	Oak Classic	38
Drift	Door Handle Packs	117
Eccentro / Glazed	White Shaker	100-101
Eclipse	White Contemporary	93
Eden	Oak Classic	43
Edras	Walnut	63
Edwardian / Glazed	White Moulded	111
Eiger	Oak Shaker	49
Elektra	White Contemporary	96
Emral Oak	Oak Contemporary	25
Emral Walnut	Walnut	61
Emral White	White Contemporary	89
Etna / Bi-fold	Oak Shaker	48
Faro	White Moulded	108
Fernor	Walnut	62
Fortune	White Contemporary	96
Franquette	Walnut	62
Fuji / FD30 / Bi-fold	Oak Shaker	49
Geo / Glazed	White Shaker	100
Gisburn	Oak Classic	41
Grizedale	Oak Classic	41
Hardwick	White Classic	87
Hudson / Glazed	Laminates	75

Humber	Oak Classic	43
Imperial	White Contemporary	93
Jamaica	White Shaker	105
Juno	Oak Contemporary	34
Lara	Walnut	65
Louvre	Painted Finish	81
Lucina	Oak Contemporary	35
Lyric	White Contemporary	97
Matterhorn	Oak Shaker	49
Mayette	Walnut	63
Medina	Oak Contemporary	25
Mersey	Oak Classic	43
Metro Black / Glazed	Urban Industrial	21
Metro White / Glazed	Urban Industrial	21
Minerva	Oak Contemporary	35
Mistral Oak / Glazed / Bi-fold	Oak Contemporary	27
Mistral Walnut / Glazed	Walnut	61
Mistral White / Glazed / Bi-fold	White Contemporary	91
Montserrat / Bi-fold	White Shaker	105
Nevis	Oak Shaker	47
Novello	White Contemporary	97
Oriole	White Contemporary	93
Osborne	White Classic	85
Ostria / Glazed	Oak Contemporary	31
Palomino / Glazed	Oak Contemporary	29
Parisienne	Walnut	65
Phoenix	White Contemporary	95
Pintado Grey / Glazed	Painted Finish	79
Pocket Doors & Accessories	Pocket Door Systems	112-115
Quattro / Glazed	White Moulded	107
Raven	Door Handle Packs	117
Regent	White Contemporary	93
Ripple / Glazed	White Contemporary	95
Roller	Door Handle Packs	117
Royale 12M Oak / Glazed	Oak Classic	37
Rushmore Oak	Oak Shaker	47
Rushmore White / Glazed	White Shaker	101
Rustic Oak 4 Panel / Glazed	Oak Cottage	57
Rustic Oak DX / Glazed	Oak Cottage	57
Rustic Oak Ledged	Oak Cottage	57
Rustic Oak Ledged - Brace Kit Pack	Oak Cottage	57
Savoy	White Contemporary	95
Severn	Oak Classic	39
Sherwood	Oak Classic	41
Sirocco / Glazed	Oak Contemporary	31
Snowdon / Bi-fold	Oak Shaker	47
Spencer	Oak Contemporary	33
Tate	Painted Finish	81
Thames Extreme / Glazed	External Extreme	120-121
Thames Oak	Oak Cottage	51
Thames 1 Light / FD30	Oak Cottage	51
Thames 6 Light	Oak Cottage	53
Thames 1/2 Light	Oak Cottage	53
Thames Bi-fold	Oak Cottage	53
Tigris Cinza / Glazed	Laminates	69
Tigris Extreme / Glazed	External Extreme	120
Tigris Ivory / Glazed	Laminates	71
Tigris Lava / Glazed	Laminates	71
Tigris Oak	Oak Contemporary	25
Tigris Walnut	Walnut	61
Tigris White / Bi-fold	White Contemporary	89
Tobago / Bi-fold	White Shaker	103
Trent	Oak Classic	38
Trinidad	White Shaker	105
Tube	Door Handle Packs	117
Tutbury	Oak Cottage	54
Valcor	Walnut	63
Venus	Oak Contemporary	34
Vina	Walnut	63
Viridis / Glazed	Painted Finish	81
Wave	Door Handle Packs	117
Yoxall	Oak Cottage	54



JB Kind Limited
 Portal Place, Astron Business Park, Hearthcote Road,
 Swadlincote, Derbyshire DE11 9DW
 T: 01283 554197 F: 01283 554182
 E: info@jbkind.com

Follow our doors...



Visit our website to view an interactive version of this brochure.

We reserve the right to make alterations or modify specifications without notice. Errors and omissions excepted.

Contact your local stockist



www.jbkind.com